



City of Rockaway Beach

Planning Commission Meeting Agenda

Date: Thursday, August 17, 2023
Time: 4:30 P.M.
Location: Rockaway Beach City Hall, 276 HWY 101 - Civic Facility

Watch live stream here: <https://corb.us/live-stream>
View meeting later here: <https://corb.us/planning-commission/>

Join here to attend remotely:

Planning Commission Meeting

Meeting ID: 849 7092 0362

Passcode: 540467

Dial by your location

253 215 8782 US (Tacoma)

- 1. CALL TO ORDER** – Bill Hassell, Planning Commission President
- 2. PLEDGE OF ALLEGIANCE**
- 3. ROLL CALL**
President: Bill Hassell
Commissioners: Pat Olson, Zandra Umholtz, Sandra Johnson, Georgeanne Zedrick, Stephanie Winchester, and Nancy Lanyon
City Councilors: Charles McNeilly, Mayor; Mary McGinnis, Planning Commission Liaison
- 4. APPROVAL OF MINUTES**
 - a. July 20, 2023 Meeting Minutes
- 5. PRESENTATIONS, GUESTS & ANNOUNCEMENTS**
- 6. STAFF REPORTS**
- 7. PUBLIC HEARING**
 - a. Variance #23-02: Consideration of an Application for Variance at 280 S. Easy Street to Increase the Maximum Allowable Size of an Accessory Dwelling Unit (ADU)
- 8. CITIZEN INPUT ON NON-AGENDA ITEMS**
- 9. OLD BUSINESS**
 - a. Review and Discuss Anchor Street Playground Proposals
- 10. NEW BUSINESS** – None scheduled
- 11. PLANNING COMMISSION COMMENTS & CONCERNS**
- 12. ADJOURNMENT**

Rockaway Beach City Hall is accessible to persons with disabilities. A request for an interpreter for the hearing impaired or for other accommodations for persons with disabilities should be made at least 48 hours before the meeting to City Hall at 503-374-1752.



City of Rockaway Beach

Planning Commission Meeting Minutes

Date: Thursday, July 20, 2023

Location: Rockaway Beach City Hall, 276 HWY 101 - Civic Facility

1. CALL TO ORDER

Planning Commission President Hassell called the meeting to order at 4:30 p.m.

2. PLEDGE OF ALLEGIANCE

3. ROLL CALL

Start time: [04:31:24 PM \(00:01:11\)](#)

[Position #2 - Stephanie Winchester: Present](#)

[Position #3 - Pat Olson: Absent](#)

[Position #7 - Georgeanne Zedrick: Present](#)

[Position #5 - Bill Hassell: Present](#)

[Position #1 - Zandra Umholtz: Absent](#)

[Position #4 - Sandra Johnson: Absent](#)

[Position #6 - Nancy Lanyon: Present](#)

Councilors Present: Charles McNeilly, Mayor; and Mary McGinnis, Planning Commission Liaison.

Staff Present: Luke Shepard, City Manager; Scott Fregonese, City Planner; and Mary Johnson, City Planner.

4. APPROVAL OF MINUTES

Start time: [04:32:13 PM \(00:02:00\)](#)

Zedrick made a **motion**, seconded by Winchester, to approve the June 15, 2023 minutes as presented.

The **motion carried** by the following vote:

[Position #7 - Georgeanne Zedrick: Motion](#)

[Position #2 - Stephanie Winchester: 2nd](#)

[Position #2 - Stephanie Winchester: Approve](#)

[Position #3 - Pat Olson: Absent](#)

[Position #7 - Georgeanne Zedrick: Approve](#)

[Position #5 - Bill Hassell: Approve](#)

[Position #1 - Zandra Umholtz: Absent](#)

[Position #4 - Sandra Johnson: Absent](#)

[Position #6 - Nancy Lanyon: Approve](#)

5. PRESENTATIONS, GUESTS & ANNOUNCEMENTS

- a. ~~Salmonberry Trail~~—Presentation by Jon Paul Bowles (removed from agenda)

It was noted that the video recording of the Salmonberry Trail Design Workshop held on July 19, 2023 at the Town Hall Meeting following the State of the City Address was available to view on the city website. Hassell commended McNeilly for his State of the City Address, adding that the city is in great shape.

6. STAFF REPORTS

Start time: [04:33:49 PM \(00:03:36\)](#)

Johnson reported that the Commission will consider a variance application at their next meeting, and could anticipate at future meetings another variance application, a conditional use application, and a preliminary plat application for the subdivision of Lake Lytle Estates.

In response to an inquiry from Hassell regarding a setback issue near 12th Avenue and Necarney, Johnson reported that it would be addressed in the coming week.

7. PUBLIC HEARING – None scheduled

8. CITIZEN INPUT ON NON-AGENDA ITEMS

Start time: [04:36:37 PM \(00:06:23\)](#)

Daniel Howlett (132 N. Grayling) commented on the Salmonberry Trail Design Workshop held on July 19, 2023, and expressed a desire to have consideration of obtaining artist renderings for the design options, cost comparisons, public safety, and further parking analysis. He shared that the stakeholders surveyed were not asked whether they planned to use the trail. Howlett commented that most people in the room at the workshop were in their 70's and 80's, and that segment of the population that was making the decisions was not really going to be using the Salmonberry Trail.

9. OLD BUSINESS

- a. **Housing Needs Analysis Update**

Start time: [04:42:29 PM \(00:12:16\)](#)

Fregonese shared that a housing planner from the Department of Land Conservation and Development (DLCD) strongly recommended that the City wait to conduct its Housing Needs Analysis (HNA), to ensure that it would be compliant with newly enacted legislation and rule changes. Fregonese explained that DLCD recommended applying for a grant that would fund both a Housing Capacity Analysis (HCA) and Housing Production Strategy (HPS) that would bring the city into compliance with new rules and guidelines by 2025. Fregonese added that population forecasts will now come from the state, rather than Portland State University. He explained that Senate Bill (SB) 406 will require updates to the residential zoning code related to middle housing. Shepard provided further background information and added that he would bring this issue to the City Council for discussion in August, as they may wish to continue to move forward with some type of stand-alone housing analysis to inform their decision-making. McGinnis commented that the Council's initial focus was on data related to short-term rentals, but it may need to be broader. Hassell answered a clarifying question from the public.

b. Anchor Street Project Planning Presentation

Start time: [04:52:12 PM \(00:21:58\)](#)

City Planner Johnson gave a presentation providing an overview of the Anchor Street parking area improvements project. She explained that in addition to parking and restroom facilities, the project could provide recreational opportunities to draw visitors into town. Johnson presented the city engineer's preliminary design and requested input on the best use of the available recreational space. Johnson noted that the space is too small to accommodate a pickleball court. Ideas proposed and discussed included: a small children's playground with natural, colorful, or beachy equipment, picnic tables, a covered picnic area, a dog area, a basketball half-court, exercise equipment, and locking bicycle parking. Shepard answered a question from the public regarding adjacent wetlands owned by the city. There was brief discussion regarding passive uses that may be allowed within the wetland area, such as an elevated path or bird-watching area.

c. Planning Commission Binders

Start time: [05:16:13 PM \(00:46:00\)](#)

City Planner Johnson presented reference binders to each Commissioner and explained the information within.

Johnson and Fregonese answered clarifying questions for the Commission. McGinnis mentioned that she had previously provided the Planning Commissioners with a list showing the status of Transportation System Plan projects and would share it with Johnson.

In response to an inquiry from the public, Johnson confirmed that the reference binder materials would be posted on the city website.

Johnson mentioned that there were changes to grants offered by DLCD this year and studies were being encouraged. She indicated that staff would be applying for various grants that would help the city plan for the future, including grants to fund the housing needs studies and a parking study.

10. NEW BUSINESS – None scheduled

11. PLANNING COMMISSION COMMENTS & CONCERNS

Start time: [05:27:41 PM \(00:57:28\)](#)

Zedrick thanked City Planner Johnson for the reference binder.

Hassell thanked Lanyon for joining the Planning Commission and said that City Planner Johnson did an incredible job on the reference binders.

McNeilly encouraged the Commission to consider going back to a 6:00 p.m. start time for their meetings to optimize opportunity for public participation.

12. ADJOURNMENT

Start time: [05:29:28 PM \(00:59:15\)](#)

Zedrick made a **motion**, seconded by Winchester, to adjourn the meeting at 5:29 p.m.

The **motion carried** by the following vote:

Position #7 - Georgeanne Zedrick: Motion
Position #2 - Stephanie Winchester: 2nd
Position #2 - Stephanie Winchester: Approve
Position #3 - Pat Olson: Absent
Position #7 - Georgeanne Zedrick: Approve
Position #5 - Bill Hassell: Approve
Position #1 - Zandra Umholtz: Absent
Position #4 - Sandra Johnson: Absent
Position #6 - Nancy Lanyon: Approve

MINUTES APPROVED THIS
17TH DAY OF AUGUST 2023

William Hassell, President

ATTEST

Melissa Thompson, City Recorder

City of Rockaway Beach, Oregon

276 S. Highway 101, PO Box 5

Rockaway Beach, OR 97136

(503) 374-1752 FAX (503) 374-0601

www.corb.us • cityplanner@corb.us

VARIANCE APPLICATION

(#23-02)

Non-Refundable Fee \$880.00

Property Owner(s) Name: Jacob Norman & Melissa Norman and Michael Norman & Dora Norman

Full Mailing Address: 4095 NW Columbia Ave. Portland, OR 97229 and 280 S Easy Street Rockaway Beach, OR 97136

Email: norman.real.properties@gmail.com

Phone Number: 503-949-5026

Location Information:

Situs Address: 280 S Easy Street Rockaway Beach, OR 97136 AND/OR Map/Tax Lot: 02N10W32C014400

Zoning: R2

Description of Request:

We are requesting a variance to remodel the upper story of an existing structure into an ADU unit. Building is at present a large two-story shop with outside dimensions of 28' x 38'. As current ADU limits are 800 sq ft, an approved variance would allow the existing size (1064 sq ft) of the 2nd floor to be utilized as a full-time residence for the property owners.

Justification of variance request. Explain how the request meets each of the following criteria for granting a variance per Rockaway Beach Zoning Ordinance# 143, as amended, Article 8, Variances, Section 8.020, Criteria

1. That a strict or literal interpretation and enforcement of the specified requirement would result in practical difficulty or unnecessary hardship and would be consistent with the objectives of the Comprehensive Plan.

A 1064 sq ft unfinished enclosed space, that was previously permitted, currently exists above the established shop. It would be impractical to reduce the proposed ADU to 800 sq ft and an unnecessary hardship causing disproportion to the current footprint of the building. Allowing the variance is consistent with the Comprehensive Plan's objective to provide additional long-term housing and conserve land use.

2. That there are exceptional or extraordinary circumstances or conditions applicable to the property involved or to the intended use of the property which do not apply generally to other properties in the same zone.

The requested variance is larger than the square footage currently allowed for new ADU buildings. Ordinarily new ADUs commence from the ground up and therefore can easily begin with an 800 sq ft base. The variance is exceptional because an existing structure with a slightly larger footprint is being proposed as a framework for an ADU.

3. That the granting of the variance will not be detrimental to the public health, safety or welfare or materially injurious to properties or improvements in the near vicinity.

Capitalizing on the use of a sound existent building poses no danger to surrounding populations. Setbacks, building height and parking spaces have already been established.

4. That the granting of the variance would support policies contained within the Comprehensive Plan.

Utilizing an established building supplies needed permanent housing, contributes to higher density per acre and increases tax revenue for the City of Rockaway Beach.

Note: Use extra sheets or documents, if necessary, for answering the above questions.

Attach a scale drawing showing the dimensions of the property, adjacent street(s), dimensions of existing structure and dimensions of proposed development.

I hereby certify that the above information is correct and understand that issuance of a permit based on this application will not excuse me from complying with effective Ordinances and Resolutions of the City of Rockaway Beach and Statutes of Oregon, despite any errors on the part of the issuing authority in this application.

Property Owner Signature: _____ Date: 6-12-23

_____ 6-12-23

OFFICE USE ONLY

Fee \$ 880.00 Date Received: _____ Receipt # _____ By: _____

Notes: _____

Notice Published: _____ Public Hearing Date: _____

Variance ☐ Granted ☐ Denied Date of Order: _____ Final Date to Appeal: _____ t _____

Planning approved by: _____ Date of Order: _____

A.

Address; 280 S. Easy St., Rockaway Beach, OR 97136

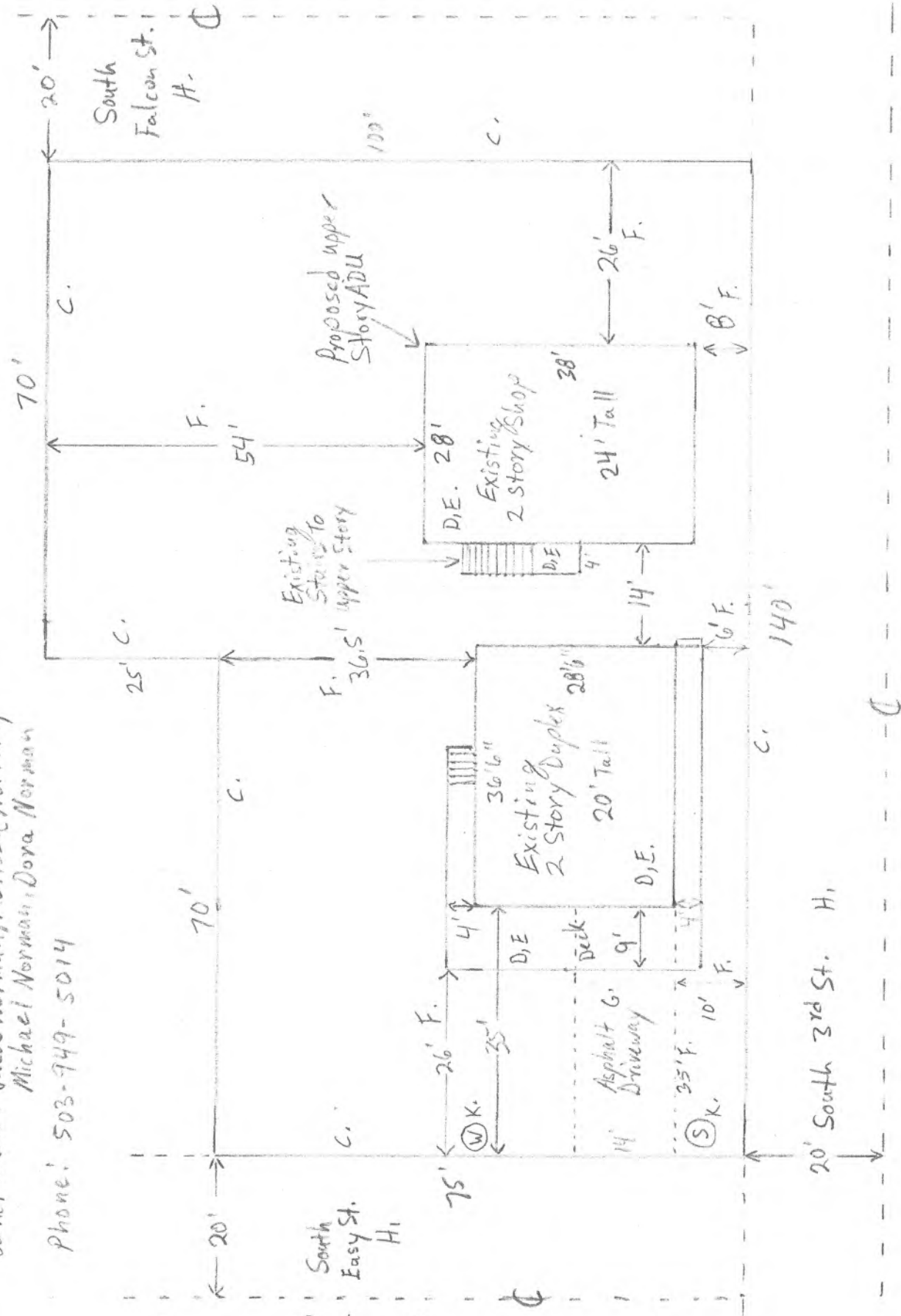
Owner Name: Jacob Norman, Melissa Norman,

Michael Norman, Dora Norman

Phone: 503-749-5014



Scale
1" = 20'



20' South 3rd St. H.



**CITY OF ROCKAWAY BEACH
PLANNING COMMISSION ACTION**

STAFF REPORT

Case File #VAR-23-02
Date Filed: June 14, 2023
Hearing Date: August 17, 2023

APPLICANTS: Jacob Norman, Melissa Norman, Michael Norman, and Dora Norman

REQUEST: The applicants are requesting a variance for an increase in the maximum allowable size of an accessory dwelling unit, which is limited to no more than 75 percent of the living area of the primary dwelling unit or 800 square feet of living area, whichever is less. The subject property currently has a duplex and a second, general purpose building. The applicant is requesting a variance to remodel the upper floor of the pre-existing general-purpose building and convert its use to an accessory dwelling unit. The upper floor of the general-purpose building is approximately 1,064 square feet.

A. REPORT OF FACTS

1. Property Location: The property is located at 280 S Easy Street in Rockaway Beach and is further identified on Tillamook County Assessor's Map # 2N1032CD Lot #14400.
2. Lot Size: approximately 12,250 square feet
3. Zoning Designation: R2 (Residential Zoning).
4. Surrounding Land Use: The subject property is adjacent to existing single-family dwellings on the North and West sides. The subject property is adjacent to a City of Rockaway Beach Public Works garage to the South side. The subject property is diagonally City of Rockaway Beach Public Works wastewater treatment plant to the South-West side.
5. Existing Structures: There is a duplex on this property that was constructed in 1988 and a second, general purpose building that was constructed in 1992, which is the subject of this variance application.
6. Utilities: The following utilities serve the subject property:
 - a. Sewer: City of Rockaway Beach
 - b. Water: City of Rockaway Beach
 - c. Electricity: Tillamook P.U.D.
7. Development Constraints: None that will impact this request.

B. EVALUATION OF THE REQUEST

1. General Description of the Proposal: The applicant is requesting a variance to allow the upper floor (1,064 square feet) of a pre-existing general-purpose building to be used as an accessory dwelling unit. The maximum allowable size of an accessory dwelling unit is limited to no more than 75 percent of the living area of the primary dwelling unit or 800 square feet of living area, whichever is less.
2. Background: The subject property currently has a duplex and second general-purpose building. Two short term rental licenses were approved by the City for the duplex on November 2, 2022.
3. Agency Comments:
 - a. City of Rockaway Beach – Public Works Department. The proposed dwelling unit would require a separate water meter to service this location and payment of SDCs.



- b. City of Rockaway Beach – Planning Department. The proposed dwelling unit would not qualify for a short term rental license. (*Rockaway Beach Zoning Ordinance §4.170(3)B2*)
4. Ordinance Standards: The following ordinance standards apply to this request:

Rockaway Beach Zoning Ordinance

Article 4. Supplementary Provisions.

Section 4.170. Accessory Dwelling Units.

1. Purpose. Accessory dwelling units are allowed in certain situations to:
 - Create new housing units while respecting the look and scale of single-dwelling development;
 - Increase the housing stock of existing neighborhoods in a manner that is less intense than alternatives;
 - Increase the stock of affordable units for permanent residents.
 - Provide for occupation of second and vacation homes by allowing for a permanent resident on site for security and maintenance.
 - Allow more efficient use of existing housing stock and infrastructure;
 - Provide a means for residents, particularly seniors, single parents, and families with grown children, to remain in their homes and neighborhoods, and obtain extra income, security, companionship and services; and
 - Provide a broader range of accessible and more affordable housing.
2. Where These Regulations Apply.
An accessory dwelling unit may be added to a house or attached house in an R-1, R-2, R-3, R-R, or RMD zone.
3. General Requirements.
 - a. Number of residents. The total number of individuals that reside in both units may not exceed the number that is allowed for a household.
 - b. Other uses.
 - i. Home occupation. An accessory dwelling unit is prohibited on a site with a home occupation.
 - ii. Type A accessory short-term rental. An accessory dwelling unit is not allowed to be a short term rental unit (less than 90 days lease) or a travelers accommodation or vacation rental unit.
4. Development Standards.
 - a. Purpose. Standards for creating accessory dwelling units address the following purposes:
 - Ensure that accessory dwelling units are compatible with the desired character and livability of Rockaway Beach's residential zones;
 - Respect the general building scale and placement of structures to allow sharing of common space on the lot, such as driveways and yards;
 - Ensure that accessory dwelling units are smaller in size than houses, attached houses, or manufactured homes; and
 - Provide adequate flexibility to site buildings so that they fit the topography of sites.



- b. Generally. The development standards for accessory dwelling units are stated in this section. If not addressed in this section, the base zone development standards apply.
- c. Requirements for all accessory dwelling units. All accessory dwelling units must meet the following:
 - i. Location of entrances. Only one entrance may be located on the facade of the house, attached house, or manufactured home facing the street, unless the house, attached house, or manufactured home contained additional entrances before the accessory dwelling unit was created. An exception to this regulation is entrances that do not have access from the ground such as entrances from balconies or decks. Detached accessory dwelling units are exempt from this standard.
 - ii. Parking. No additional parking space are required for the accessory dwelling unit. Existing required parking for the house, attached house, or manufactured home must be maintained or replaced on-site.
 - iii. Maximum size. The size of the accessory dwelling unit may be no more than 75 percent of the living area of the primary dwelling unit or 800 square feet of living area, whichever is less. The measurements are based on what the square footage of the primary dwelling unit and accessory dwelling unit will be after the accessory dwelling unit is created.
 - iv. Detached accessory dwelling units must meet the development standards for the base zone.
- 5. Density. In the residential zones, accessory dwelling units are not included in the minimum or maximum density calculations for a site.

Article 8. Variances.

Section 8.010. Purpose

- 1. The purpose of a variance is to provide relief when a strict application of the zoning requirements would impose unusual practical difficulties or unnecessary physical hardships on the applicant. Practical difficulties and unnecessary hardships may result from the size, shape, or dimensions of a site, or the location of existing structures thereon; from geographic, topographic or other physical conditions on the site or in the immediate vicinity or from population densities, street location, or traffic conditions in the immediate vicinity.
- 2. The power to grant variances does not extend to use regulations. In other words, no variance shall be granted to allow the use of property for a purpose not authorized within the zone in which the proposed use would be located.

Section 8.020. Criteria

- 1. Variances to a requirement of this chapter with respect to lot area and dimensions, setbacks, yard area, lot coverage, height of structures, vision clearance, fences and walls, and other quantitative requirements may be granted only if, on the basis of the application, investigation, and evidence submitted by the applicant, that all four expressly written findings are made:
 - a. That a strict or literal interpretation and enforcement of the specified requirement would result in practical difficulty or unnecessary hardship and would be inconsistent with the objectives of the Comprehensive Plan; and



- b. That there are exceptional or extraordinary circumstances or conditions applicable to the property involved or to the intended use of the property which do not apply generally to other properties in the same zone; and
 - c. That the granting of the variance will not be detrimental to the public health, safety, or welfare or materially injurious to properties or improvements in the near vicinity; and
 - d. That the granting of the variance would support policies contained within the Comprehensive Plan.
- Variances in accordance with this subsection should not ordinarily be granted if the special circumstances upon which the applicant relies are a result of the actions of the applicant or owner.

C. STAFF SUMMARY

The applicant has addressed the criteria for a variance (see application).

D. CONCLUSION

If, after hearing the evidence at the hearing, the planning commission agrees that sufficient facts exist to grant the variance, they should direct staff to write findings based on the evidence to permit the variance. If they do not find that sufficient evidence exists to allow the variance, they should direct staff to write findings for denial of the variance.

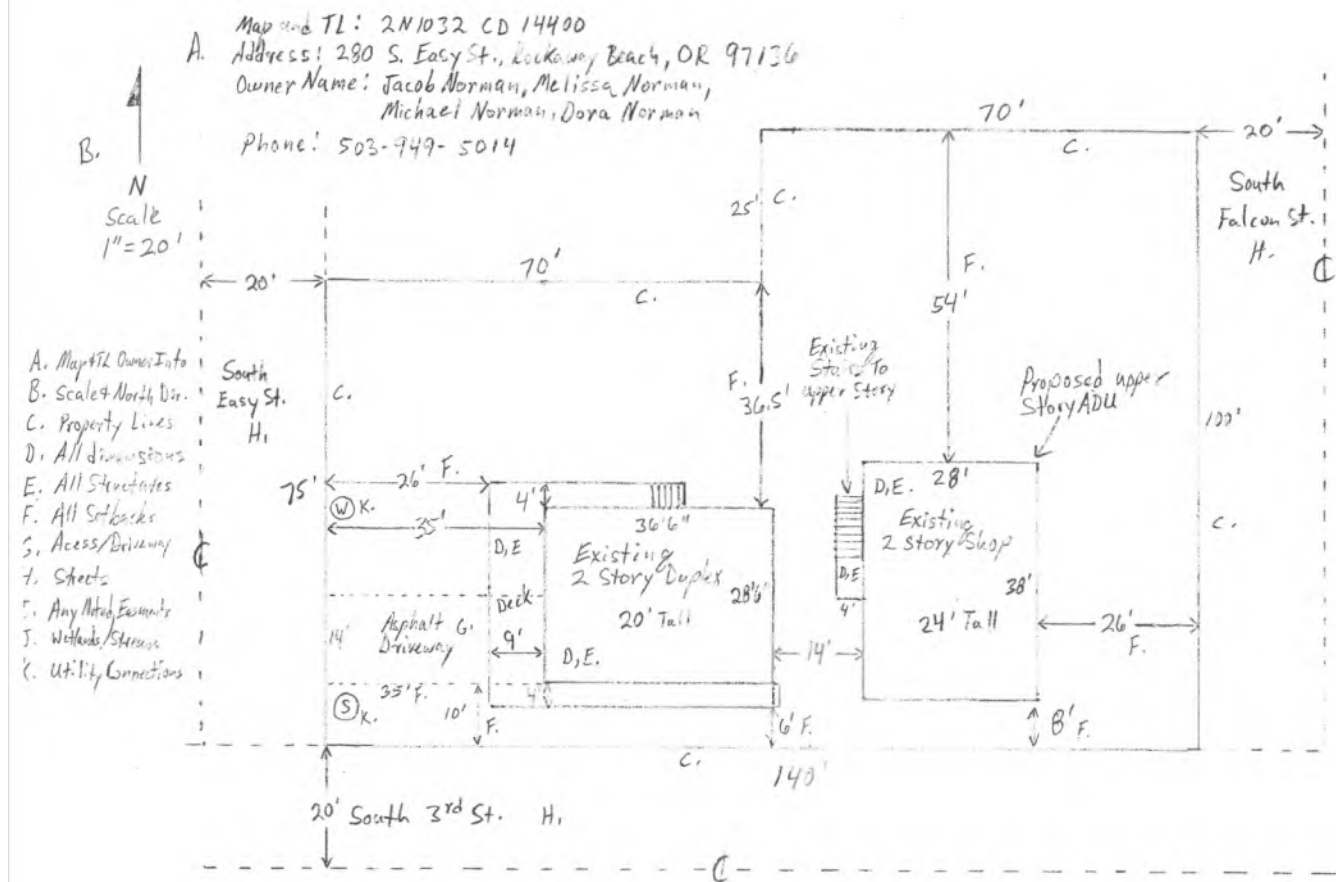


APPLICATION LOCATION:





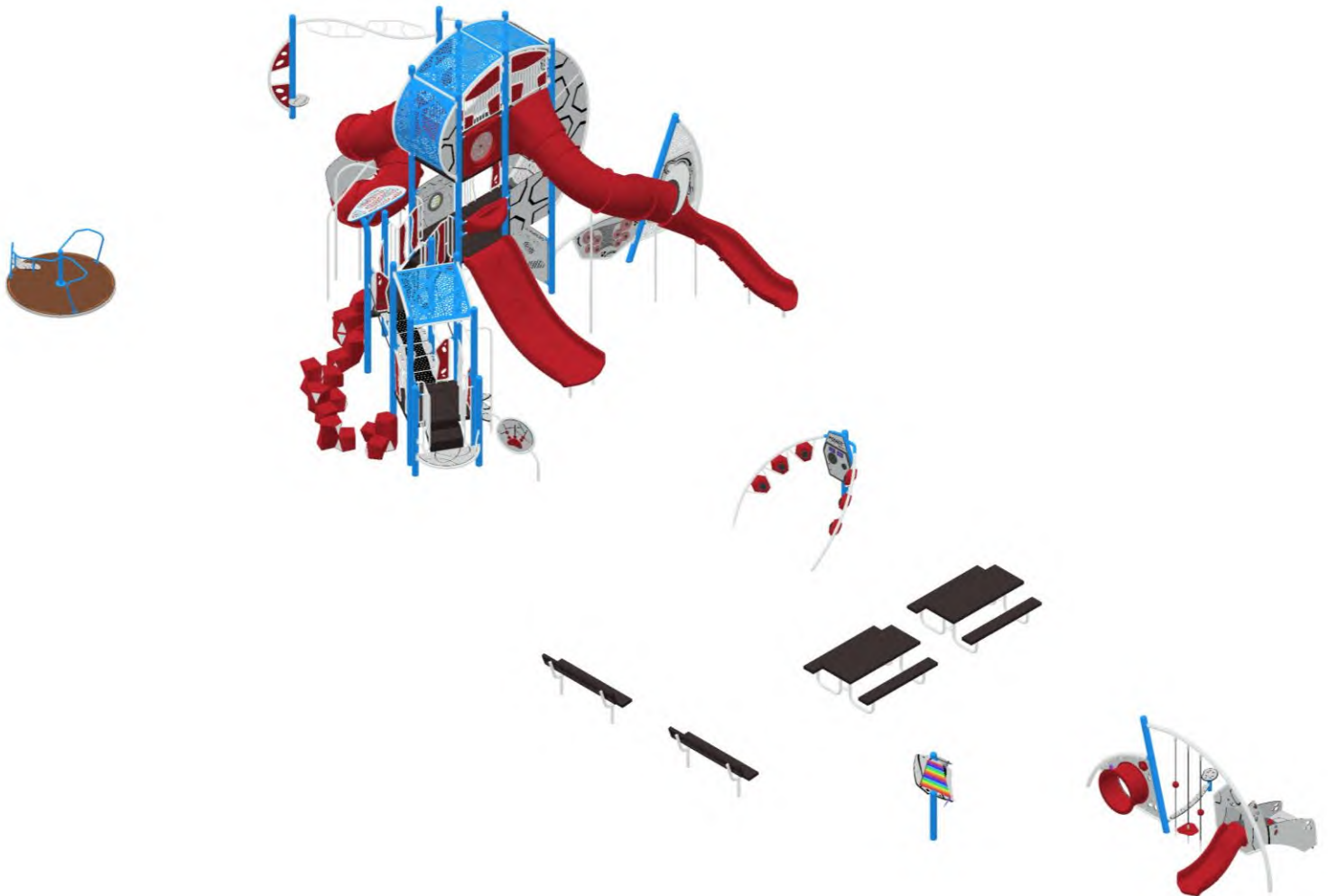
SITE PLAN:





PROPERTY IMAGES:





DESIGN SUMMARY

Buell Recreation is very pleased to present this Proposal for consideration for the Rockaway Beach Park located in Rockaway Beach. BCI Burke Company, LLC has been providing recreational playground equipment for over 100 years and has developed the right mix of world-class capabilities to meet the initial and continuing needs of Rockaway Beach. We believe our proposal will meet or exceed your project's requirements and will deliver the greatest value to you.

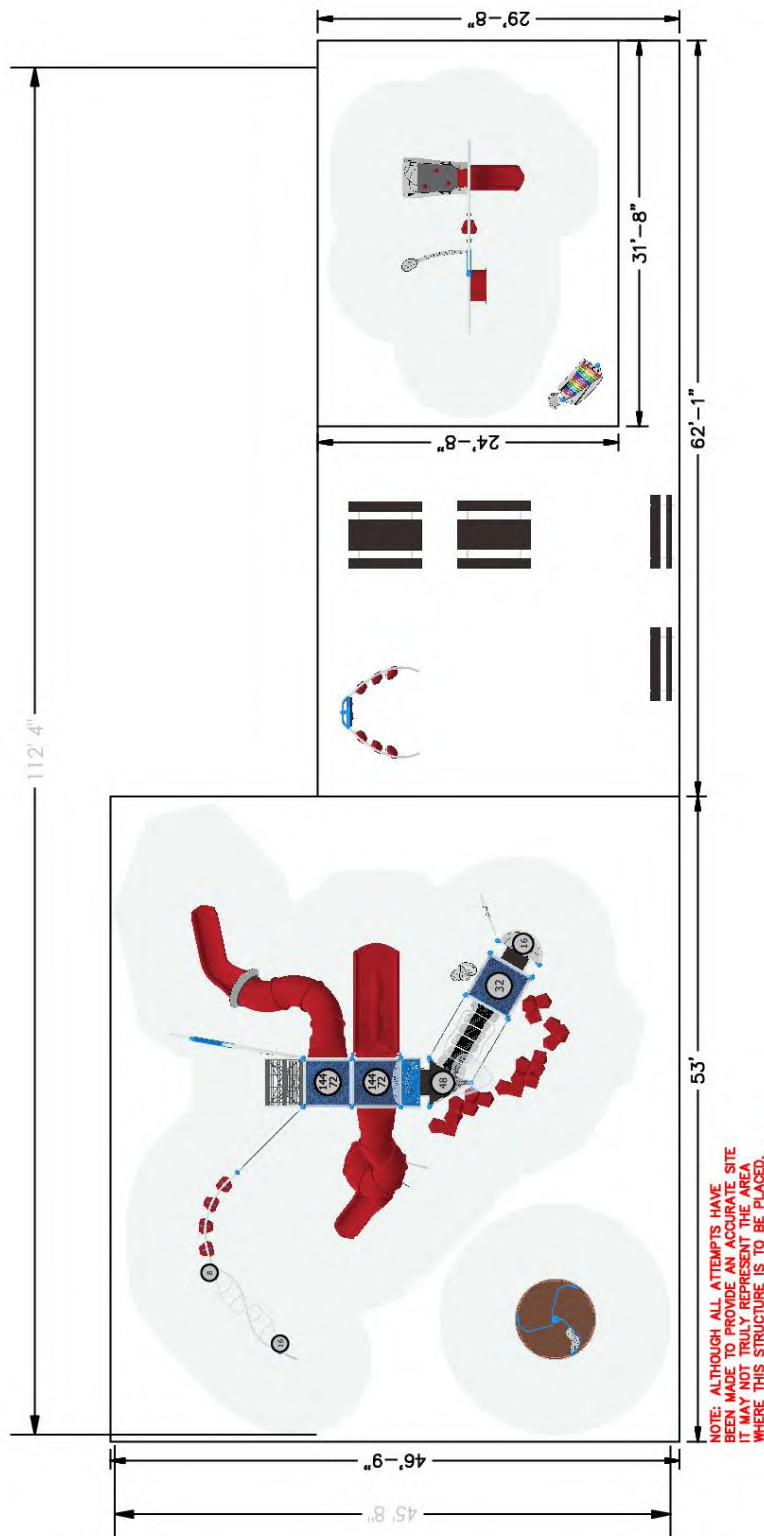
The following is a summary of some of the key elements of our Proposal:

- Project Name: Rockaway Beach Park
- Project Number: 907-172308-1
- User Capacity: 142
- Age Groups: 5 to 12, 2 to 12
- Dimensions: 112' 3"x45' 8"
- Designer Name: Luke Schueller

Buell Recreation has developed a custom playground configuration based on the requirements as they have been presented for the Rockaway Beach Park playground project. Our custom design will provide a safe and affordable playground environment that is aesthetically pleasing, full of fun for all users and uniquely satisfies your specific requirements. In addition, proposal # 907-172308-1 has been designed with a focus on safety, and is fully compliant with ASTM F1487 and CPSC playground safety standards.

We invite you to review this proposal for the Rockaway Beach Park playground project and to contact us with any questions that you may have.

Thank you in advance for giving us the opportunity to make this project a success.



NOTE: ALTHOUGH ALL ATTEMPTS HAVE BEEN MADE TO PROVIDE AN ACCURATE SITE IT MAY NOT TRULY REPRESENT THE AREA WHERE THIS STRUCTURE IS TO BE PLACED.

The use and layout of play components identified in this plan conform to the CPSC guidelines. U.S. CPSC recommends the separation of age groups in playground layouts.

| PLAYGROUND ACCESSIBILITY (Provided/Required) | | | | | TYPES OF GROUND EVENTS | |
|--|-----------------|----------------------------|------------------------|---------------|------------------------|--|
| TOTAL EVENTS | ELEVATED EVENTS | TRANSFER ACCESSIBLE EVENTS | RAMP ACCESSIBLE EVENTS | GROUND EVENTS | | |
| 29 | 12 / 6 | 2 / 0 | 0 / 0 | 17 / 4 | 10 / 3 | |

OVERALL BOUNDING OF USE ZONES
 Area: 5126.5 sq.ft.
 Perimeter: 315.9 ft.
STRUCTURE SIZE: 45' 8" x 112' 4"
POST SIZE(S): 5"

**The space requirements shown here are to ASTM standards. Requirements for other standards may be different.

SERIES LINE: Burke Basics | Nucleus | Intensity

GROUP:
5-12 Structure | Playensemble | Freestanding

DESIGNED FOR AGES:
5 to 12, 2 to 12

Rockaway Beach Park
Rockaway Beach, OR 97136

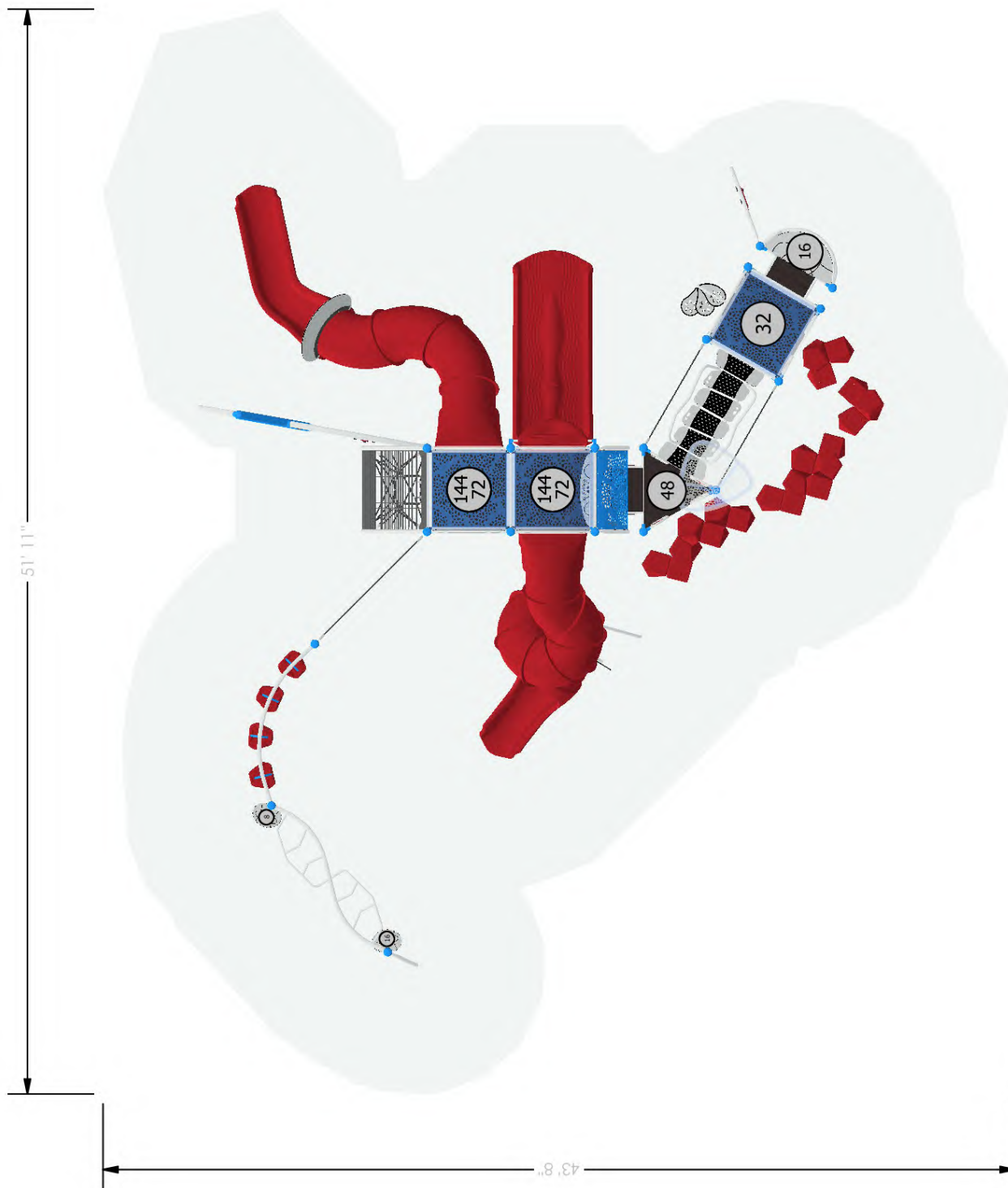
Burke
PLAY THAT MOVES YOU.

SITE PLAN VIEW

07/31/2023

Buell Recreation
907-172308-1

Designer: Luke Schueller



The use and layout of play components identified in this plan conform to the CPSC guidelines. U.S. CPSC recommends the separation of age groups in playground layouts.

| PLAYGROUND ACCESSIBILITY (Provided/Required) | | | | | TYPES OF GROUND EVENTS |
|--|-----------------|----------------------------|------------------------|---------------|------------------------|
| TOTAL EVENTS | ELEVATED EVENTS | TRANSFER ACCESSIBLE EVENTS | RAMP ACCESSIBLE EVENTS | GROUND EVENTS | |
| 29 | 12 / 6 | 2 / 0 | 0 / 0 | 17 / 4 | 10 / 3 |

OVERALL BOUNDING OF USE ZONES
 Area: 2262.6 sq. ft.
 Perimeter: 191 ft.
STRUCTURE SIZE: 43' 8" x 51' 11"
POST SIZE(S): 5"

****The space requirements shown here are to ASTM standards. Requirements for other standards may be different.**

SERIES LINE: Nucleus | Burke Basics | Intensity

GROUP:
5-12 Structure

DESIGNED FOR AGES:
5 to 12

Rockaway Beach Park
Rockaway Beach, OR 97136

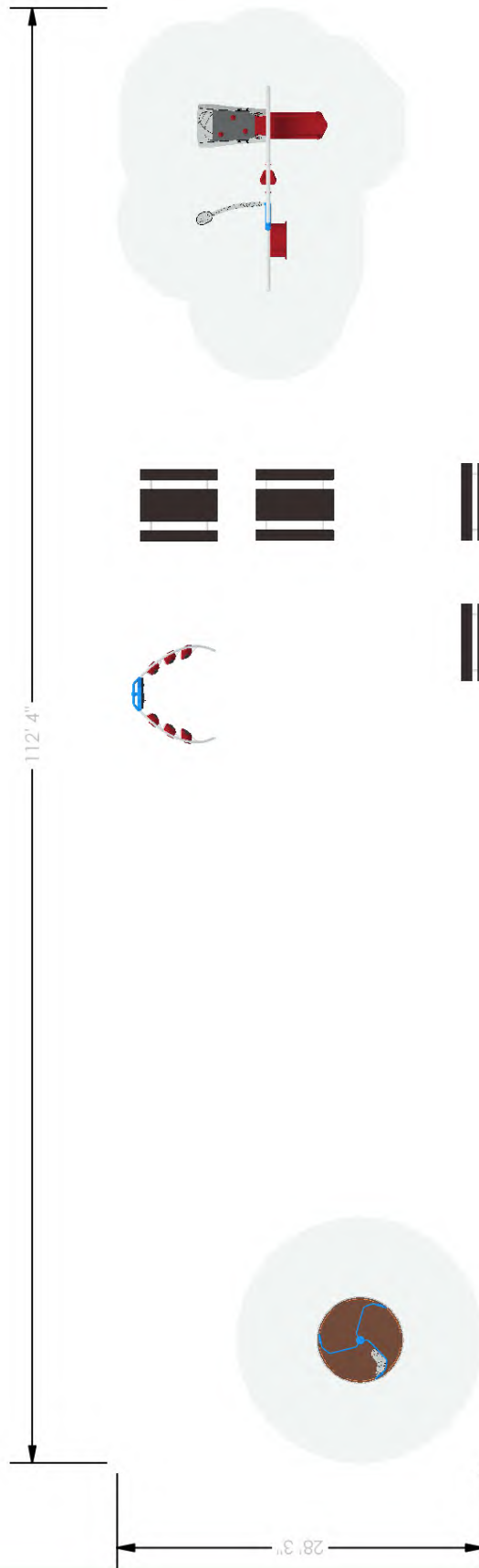
Burke
PLAY THAT MOVES YOU.

07/31/2023

Buell Recreation
907-172308-1

Designer: Luke Schueller

Warning: Accessible safety surfacing material is required beneath and around this equipment that is compliant with ASTM, CPSC, and ADAAG requirements.



The use and layout of play components identified in this plan conform to the CPSC guidelines. U.S. CPSC recommends the separation of age groups in playground layouts.

| PLAYGROUND ACCESSIBILITY (Provided/Required) | | | | | TYPES OF GROUND EVENTS |
|--|-----------------|----------------------------|------------------------|---------------|------------------------|
| TOTAL EVENTS | ELEVATED EVENTS | TRANSFER ACCESSIBLE EVENTS | RAMP ACCESSIBLE EVENTS | GROUND EVENTS | |
| 29 | 12 / 6 | 2 / 0 | 0 / 0 | 17 / 4 | 10 / 3 |

OVERALL BOUNDING OF USE ZONES
 Area: 3165.5 sq.ft.
 Perimeter: 281 ft.
STRUCTURE SIZE: 28' 3" x 112' 4"
POST SIZE(S): 5"

****The space requirements shown here are to ASTM standards. Requirements for other standards may be different.**

SERIES LINE: Burke Basics

GROUP:
Freestanding

DESIGNED FOR AGES:
2 to 12

Rockaway Beach Park
Rockaway Beach, OR 97136

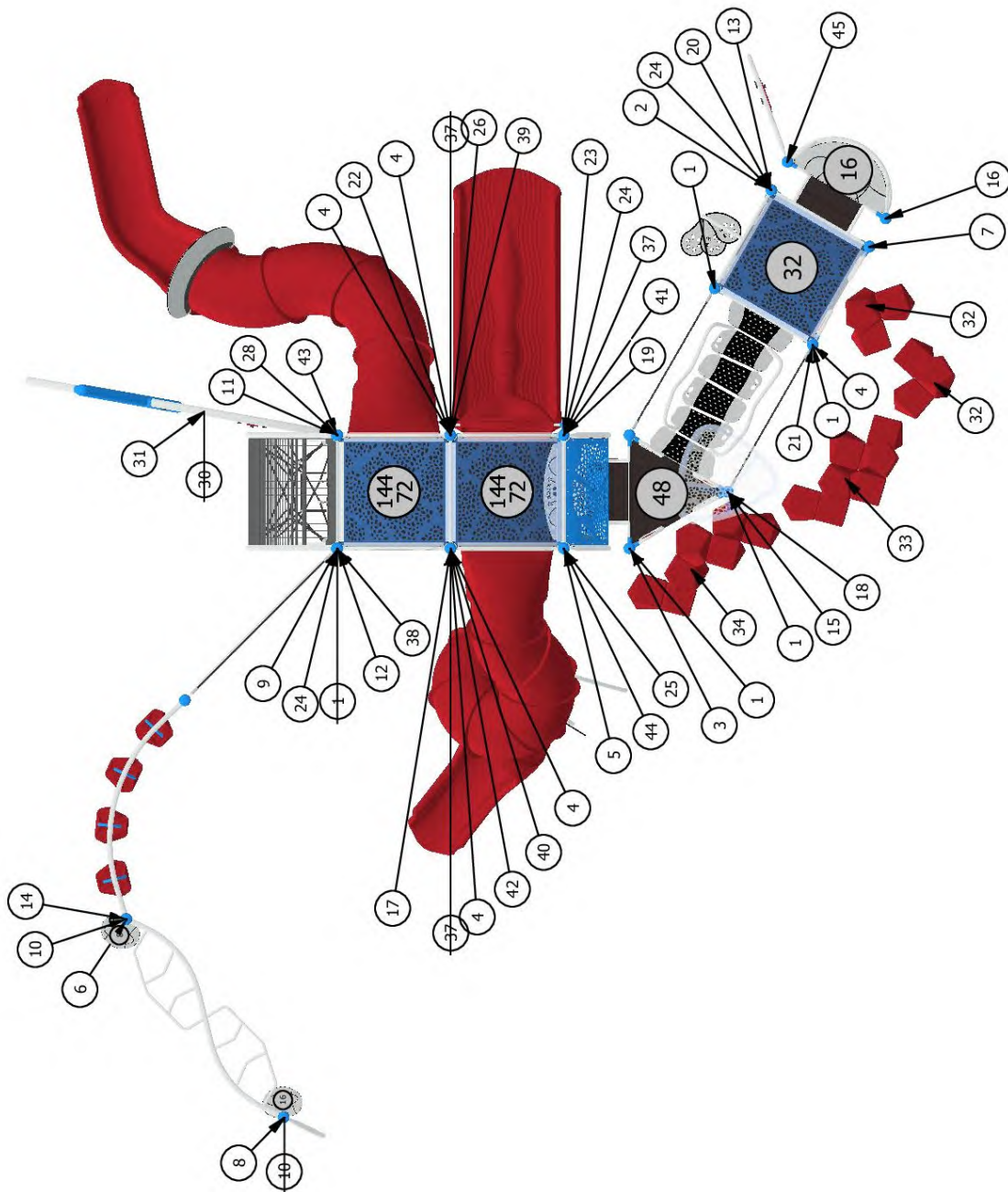
Burke
PLAY THAT MOVES YOU.

SITE PLAN VIEW

07/31/2023

Buell Recreation
907-172308-1

Designer: Luke Schueller



SERIES LINE: Nucleus | Burke Basics | Intensity

COMPONENT VIEW

GROUP:
5-12 Structure

Rockaway Beach Park
Rockaway Beach, OR 97136

07/31/2023

DESIGNED FOR AGES:
5 to 12

Buell Recreation
907-172308-1

Designer: Luke Schueller

Burke
PLAY THAT MOVES YOU

BCI BURKE COMPANY, LLC | PO BOX 549 FOND DU LAC, WI 54936-0549 | 920.921.9220 | BCIBURKE.COM

| ITEM | COMP. | DESCRIPTION |
|------|----------|---|
| 1 | 270-0120 | EVOLUTION UNITARY ENCLOSURE |
| 2 | 270-0121 | EVOLUTION STANCHION |
| 3 | 270-0129 | TRIANGLE PLATFORM |
| 4 | 270-0130 | SQUARE PLATFORM |
| 5 | 370-0039 | EVOLUTION 24" TRANSITION STAIR W/ BARRIERS |
| 6 | 370-0223 | PURSUIT CLIMBER 16"-40" |
| 7 | 370-0466 | 16" TRANSITION STAIR W/BARRIERS |
| 8 | 370-0854 | VERTO CLIMBER 1 |
| 9 | 370-0865 | TREE BRANCH CLIMBER 72" |
| 10 | 370-1608 | OVISTEP LAUNCH PAD |
| 11 | 370-1649 | EVOLUTION, DECK TO ROOF CLIMBER |
| 12 | 370-1651 | TRANGO CLIMBER, POST TO POST |
| 13 | 370-1674 | PETAL STEP CLIMBER 32" |
| 14 | 370-1683 | S HORIZONTAL LADDER, NUCLEUS |
| 15 | 370-1715 | MESA CLIMBER |
| 16 | 470-0075 | CRESCENT PLATFORM |
| 17 | 470-0116 | COBRA SLIDE CORKSCREW RIGHT 144" |
| 18 | 470-0764 | SOLIS POST TOPPER |
| 19 | 470-0803 | CONTOUR SLIDE, 64"-72" |
| 20 | 470-0808 | EVOLUTION ROOF BOTTOM EDGE |
| 21 | 470-0809 | SQUARE ROOF TOP EDGE, ONE SIDE |
| 22 | 470-0810 | SQUARE ROOF TOP EDGE, TWO SIDES |
| 23 | 470-0811 | EVOLUTION ROOF END PLATE |
| 24 | 470-0867 | EVOLUTION SQUARE ROOF |
| 25 | 470-0868 | SERENITY SPOT, TO ROOF |
| 26 | 470-0878 | COBRA SLIDE FUSION CURVED 144", LEFT |
| 27 | 560-0051 | INCLUSIVE ORBIT |
| 28 | 560-1702 | STEMPLAY TALL ACTIVITY FRAME LINK |
| 29 | 560-2625 | MOVMT INCLUSIVE, FREESTANDING |
| 30 | 560-2686 | STEMPLAY NEWTON |
| 31 | 560-2691 | STEMPLAY ELECTRON |
| 32 | 560-2708 | EKO TRI |
| 33 | 560-2709 | EKO BUNDLE |
| 34 | 560-2710 | EKO ARCH |
| 35 | 560-2718 | LEVEL X LAUNCH |
| 36 | 570-0411 | PLAYENSEMBLE SUPINE CHIMES HUE |
| 37 | 570-1544 | EVOLUTION SHORT CURVED TOP BARRIER |
| 38 | 570-1558 | EVOLUTION TALL CURVED TOP BARRIER, RIGHT |
| 39 | 570-1858 | 3-IN-A-ROW PANEL, ABOVE PLATFORM |
| 40 | 570-1863 | RAIN WHEEL PANEL |
| 41 | 570-2701 | COLLISION PANEL, ABOVE PLATFORM |
| 42 | 570-2704 | DRUM CRESCENT PANEL |

SERIES LINE:

GROUP:
5-12 Structure | Playensemble | Freestanding

DESIGNED FOR AGES:

Rockaway Beach Park
Rockaway Beach, OR 97136

Burke
PLAY THAT MOVES YOU

COMPONENT VIEW

07/31/2023

Buell Recreation
907-172308-1

Designer: Luke Schueller

| ITEM | COMP. | DESCRIPTION |
|------|----------|--|
| 43 | 570-2711 | HIDE THE NUMBERS PLAY PANEL, BELOW PLATFORM |
| 44 | 570-2714 | EVOLUTION 2.5' OPENING BARRIER |
| 45 | 570-2729 | CLASSIC GAME RING PANEL |
| 46 | 570-2732 | PLAYENSEMBLE BABEL DRUM |
| 47 | 580-0172 | 6' PVC TRADITIONAL BENCH W/BACK, STATIONARY |
| 48 | 580-0176 | 6' PVC TRADITIONAL PICNIC TABLE, PORTABLE |
| 49 | 600-0104 | NPPS SUPERVISION SAFETY KIT |
| 50 | 660-0101 | INSTALL KIT, BURKE BASICS - PAINT |
| 51 | 660-0103 | MAINTENANCE KIT, STRUCTURE |
| 52 | 660-0104 | INSTALLATION KIT, STRUCTURE |

SERIES LINE:

GROUP:
5-12 Structure | Playensemble | Freestanding

DESIGNED FOR AGES:

Rockaway Beach Park
Rockaway Beach, OR 97136

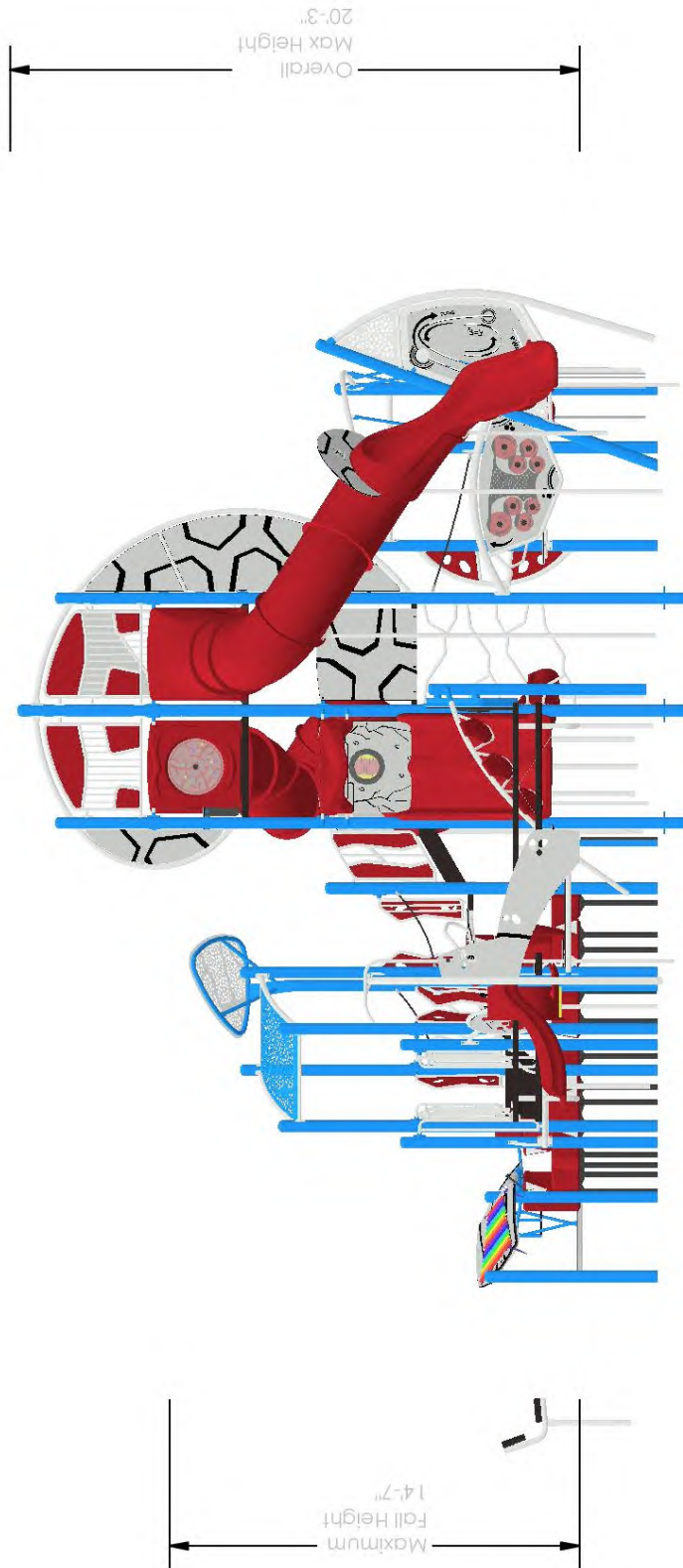


COMPONENT VIEW

07/31/2023

Buell Recreation
907-172308-1

Designer: Luke Schueller



SERIES LINE: Burke Basics | Nucleus | Intensity

GROUP:
5-12 Structure | Playensemble | Freestanding

DESIGNED FOR AGES:
5 to 12, 2 to 12

Rockaway Beach Park
Rockaway Beach, OR 97136

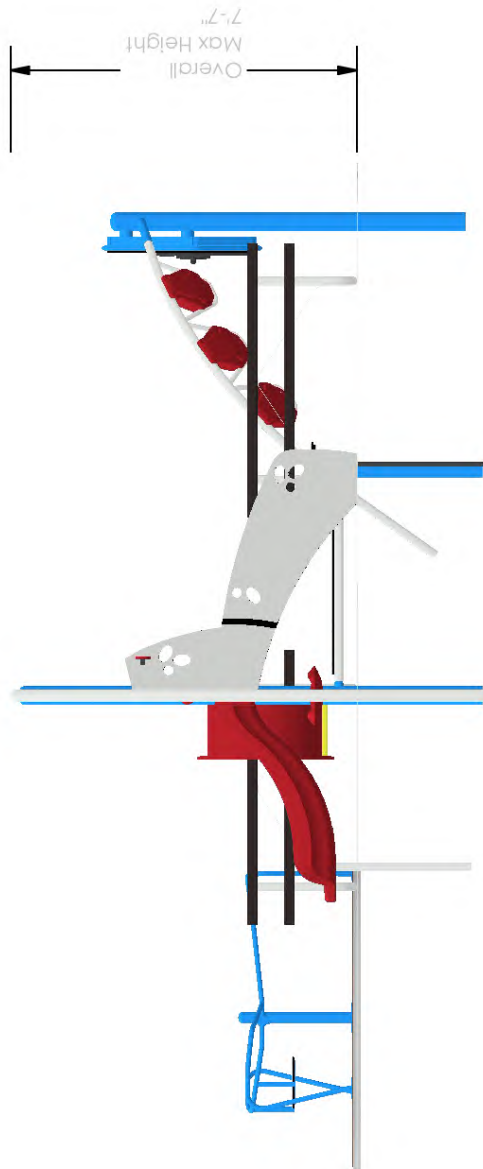
Burke
PLAY THAT MOVES YOU

ELEVATION VIEW

07/31/2023

Buell Recreation
907-172308-1

Designer: Luke Schueller



SERIES LINE: Burke Basics

GROUP:
Freestanding

DESIGNED FOR AGES:
2 to 12

Rockaway Beach Park
Rockaway Beach, OR 97136

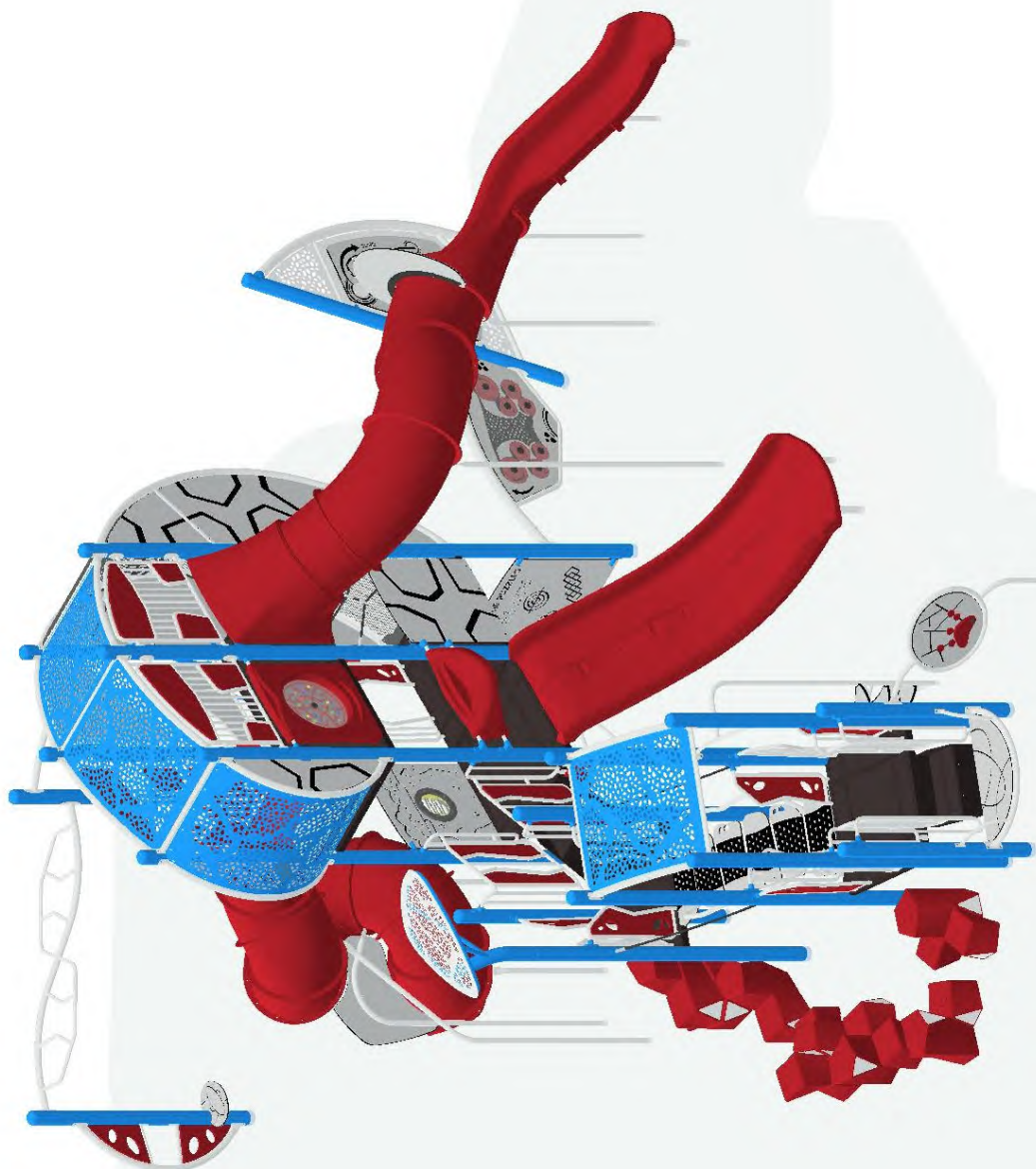
Burke
PLAY THAT MOVES YOU

ELEVATION VIEW

07/31/2023

Buell Recreation
907-172308-1

Designer: Luke Schueller



SERIES LINE: Nucleus | Burke Basics | Intensity

GROUP:
5-12 Structure

DESIGNED FOR AGES:
5 to 12

Rockaway Beach Park
Rockaway Beach, OR 97136

Burke
PLAY THAT MOVES YOU

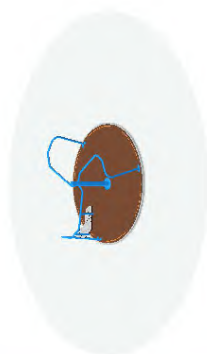

ISOMETRIC VIEW

07/31/2023

Buell Recreation
907-172308-1

Designer: Luke Schueller

BCI BURKE COMPANY, LLC | PO BOX 549 FOND DU LAC, WI 54936-0549 | 920.921.9220 | BCIBURKE.COM



SERIES LINE: Burke Basics

GROUP:
Freestanding

DESIGNED FOR AGES:
2 to 12

Rockaway Beach Park
Rockaway Beach, OR 97136

Burke
PLAY THAT MOVES YOU

ISOMETRIC VIEW

07/31/2023

Buell Recreation
907-172308-1

Designer: Luke Schueller

The play components identified in this proposal are IPEMA certified. The use and layout of these components conform to the requirements of ASTM F1487. To verify product certification, visit www.ipema.org.



The space requirements shown in this proposal are to ASTM standards. Requirements for other standards may be different.

| Component No. | Description | Qty | User Cap | Ext. User Cap | Weight | Ext. Weight |
|-----------------------|----------------------------------|-----|----------|---------------|--------|-------------|
| 5-12 Structure | | | | | | |
| Nucleus | | | | | | |
| 072-0500-108C | 5" OD X 108" CAPPED POST | 2 | 0 | 0 | 57 | 114 |
| 072-0500-120C | 5" OD X 120" CAPPED POST | 1 | 0 | 0 | 63 | 63 |
| 072-0500-136C | 5" OD X 136" CAPPED POST | 2 | 0 | 0 | 71 | 142 |
| 072-0500-140C | 5" OD X 140" CAPPED POST | 2 | 0 | 0 | 74 | 148 |
| 072-0500-160C | 5" OD X 160" CAPPED POST | 2 | 0 | 0 | 84 | 168 |
| 072-0500-176C | 5" OD X 176" CAPPED POST | 2 | 0 | 0 | 92 | 184 |
| 072-0502-148S | 5" OD X 148" SWAGED POST | 1 | 0 | 0 | 78 | 78 |
| 072-0502-208S | 5" OD X 208" SWAGED POST | 6 | 0 | 0 | 109 | 654 |
| 072-5503-52T | 5" OD X 52" TOP ALUMINUM CAPP... | 4 | 0 | 0 | 11 | 44 |
| 072-5503-68T | 5" OD X 68" TOP ALUMINUM CAPP... | 2 | 0 | 0 | 14 | 28 |
| 270-0120 | EVOLUTION UNITARY ENCLOSURE | 5 | 0 | 0 | 34 | 170 |
| 270-0121 | EVOLUTION STANCHION | 1 | 0 | 0 | 43 | 43 |
| 270-0129 | TRIANGLE PLATFORM | 1 | 2 | 2 | 48 | 48 |
| 270-0130 | SQUARE PLATFORM | 5 | 6 | 30 | 106 | 530 |
| 370-0039 | EVOLUTION 24" TRANSITION STAI... | 1 | 4 | 4 | 181 | 181 |
| 370-0223 | PURSUIT CLIMBER 16"-40" | 1 | 4 | 4 | 127 | 127 |
| 370-0466 | 16" TRANSITION STAIR W/BARRIERS | 1 | 1 | 1 | 109 | 109 |
| 370-0865 | TREE BRANCH CLIMBER 72" | 1 | 4 | 4 | 33 | 33 |
| 370-1649 | EVOLUTION, DECK TO ROOF CLIMBER | 1 | 7 | 7 | 472 | 472 |
| 370-1651 | TRANGO CLIMBER, POST TO POST | 1 | 5 | 5 | 32 | 32 |
| 370-1674 | PETAL STEP CLIMBER 32" | 1 | 2 | 2 | 56 | 56 |
| 370-1715 | MESA CLIMBER | 1 | 4 | 4 | 143 | 143 |
| 470-0075 | CRESCENT PLATFORM | 1 | 1 | 1 | 52 | 52 |
| 470-0116 | COBRA SLIDE CORKSCREW RIGHT 144" | 1 | 3 | 3 | 464 | 464 |
| 470-0764 | SOLIS POST TOPPER | 1 | 0 | 0 | 87 | 87 |
| 470-0803 | CONTOUR SLIDE, 64"-72" | 1 | 4 | 4 | 232 | 232 |
| 470-0808 | EVOLUTION ROOF BOTTOM EDGE | 1 | 0 | 0 | 13 | 13 |
| 470-0809 | SQUARE ROOF TOP EDGE, ONE SIDE | 1 | 0 | 0 | 13 | 13 |
| 470-0810 | SQUARE ROOF TOP EDGE, TWO SIDES | 1 | 0 | 0 | 14 | 14 |
| 470-0811 | EVOLUTION ROOF END PLATE | 1 | 0 | 0 | 12 | 12 |
| 470-0867 | EVOLUTION SQUARE ROOF | 3 | 0 | 0 | 76 | 228 |
| 470-0868 | SERENITY SPOT, TO ROOF | 1 | 2 | 2 | 292 | 292 |
| 470-0878 | COBRA SLIDE FUSION CURVED 144... | 1 | 2 | 2 | 420 | 420 |
| 570-1544 | EVOLUTION SHORT CURVED TOP BA... | 3 | 0 | 0 | 50 | 150 |
| 570-1558 | EVOLUTION TALL CURVED TOP BAR... | 1 | 0 | 0 | 114 | 114 |
| 570-1858 | 3-IN-A-ROW PANEL, ABOVE PLATFORM | 1 | 2 | 2 | 45 | 45 |
| 570-1863 | RAIN WHEEL PANEL | 1 | 2 | 2 | 59 | 59 |
| 570-2701 | COLLISION PANEL, ABOVE PLATFORM | 1 | 1 | 1 | 55 | 55 |
| 570-2704 | DRUM CRESCENT PANEL | 1 | 1 | 1 | 16 | 16 |

| | | | | | | |
|----------|----------------------------------|---|---|---|------|------|
| 570-2711 | HIDE THE NUMBERS PLAY PANEL, ... | 1 | 2 | 2 | 73 | 73 |
| 570-2714 | EVOLUTION 2.5' OPENING BARRIER | 1 | 0 | 0 | 36.9 | 36.9 |
| 570-2729 | CLASSIC GAME RING PANEL | 1 | 2 | 2 | 80 | 80 |
| 600-0104 | NPPS SUPERVISION SAFETY KIT | 1 | 0 | 0 | 3 | 3 |
| 660-0103 | MAINTENANCE KIT, STRUCTURE | 1 | 0 | 0 | 7 | 7 |
| 660-0104 | INSTALLATION KIT, STRUCTURE | 1 | 0 | 0 | 5 | 5 |
| 670-0423 | POST, FOOTER EXTENSION 5" OD ... | 6 | 0 | 0 | 11 | 66 |

5-12 Structure

Burke Basics

| | | | | | | |
|----------|----------------------------------|---|---|---|-----|-----|
| 560-1702 | STEMPLAY TALL ACTIVITY FRAME ... | 1 | 0 | 0 | 209 | 209 |
| 560-2686 | STEMPLAY NEWTON | 1 | 3 | 3 | 129 | 129 |
| 560-2691 | STEMPLAY ELECTRON | 1 | 5 | 5 | 91 | 91 |
| 560-2708 | EKO TRI | 2 | 3 | 6 | 72 | 144 |
| 560-2709 | EKO BUNDLE | 1 | 6 | 6 | 148 | 148 |
| 560-2710 | EKO ARCH | 1 | 7 | 7 | 164 | 164 |

5-12 Structure

Intensity

| | | | | | | |
|----------|------------------------------|---|---|---|----|----|
| 370-0854 | VERTO CLIMBER 1 | 1 | 1 | 1 | 35 | 35 |
| 370-1608 | OVISTEP LAUNCH PAD | 2 | 1 | 2 | 10 | 20 |
| 370-1683 | S HORIZONTAL LADDER, NUCLEUS | 1 | 6 | 6 | 56 | 56 |

Total User Capacity: 121
Total Weight: 7100 lbs.

Freestanding

Burke Basics

| | | | | | | |
|----------|----------------------------------|---|----|----|-----|-----|
| 560-0051 | INCLUSIVE ORBIT | 1 | 6 | 6 | 667 | 667 |
| 560-2625 | MOVMT INCLUSIVE, FREESTANDING | 1 | 2 | 2 | 328 | 328 |
| 560-2718 | LEVEL X LAUNCH | 1 | 10 | 10 | 817 | 817 |
| 580-0172 | 6' PVC TRADITIONAL BENCH W/BA... | 2 | 0 | 0 | 119 | 238 |
| 580-0176 | 6' PVC TRADITIONAL PICNIC TA... | 2 | 0 | 0 | 261 | 522 |
| 660-0101 | INSTALL KIT, BURKE BASICS - P... | 1 | 0 | 0 | 2 | 2 |

Total User Capacity: 18
Total Weight: 2574 lbs.

Playensemble

Nucleus

| | | | | | | |
|--------------|--------------------------------|---|---|---|----|----|
| 072-0500-72C | 5" OD X 72" CAPPED POST | 2 | 0 | 0 | 38 | 76 |
| 570-0411 | PLAYENSEMBLE SUPINE CHIMES HUE | 1 | 2 | 2 | 93 | 93 |
| 570-2732 | PLAYENSEMBLE BABEL DRUM | 1 | 1 | 1 | 14 | 14 |

Total User Capacity: 3
Total Weight: 183 lbs.

COLOR SELECTION LIST | Default Color Option

GROUP 1 (Freestanding)

Post: Sky
Panel: Gray-Black-Gray
Plastic: Red
Acc: White
PSteel: Brown
Flat: Red

GROUP 2 (5-12 Structure)

Deck: Brown
Post: Sky
Acc: White
Flat: Red
Panel: Gray-Black-Gray
Plastic: Red

GROUP 3 (Playensemble)

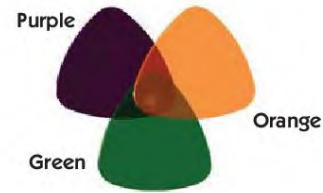
Panel: Gray-Black-Gray
Acc: White
Post: Sky

COLORS THAT MOVE YOU


POWDER COAT PAINT



SOLIS HUE TOPPERS




ROCKIT CLIMBERS



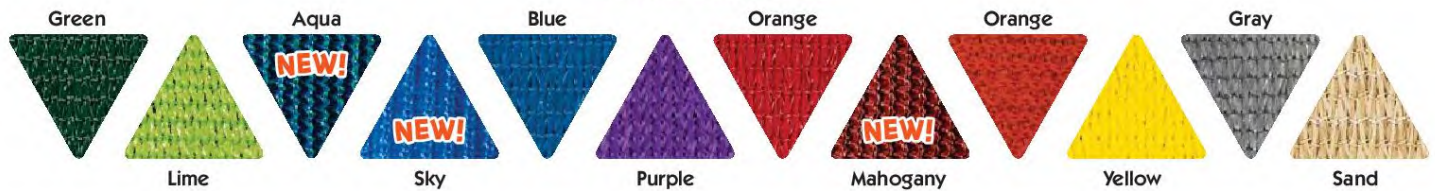
PLATFORMS



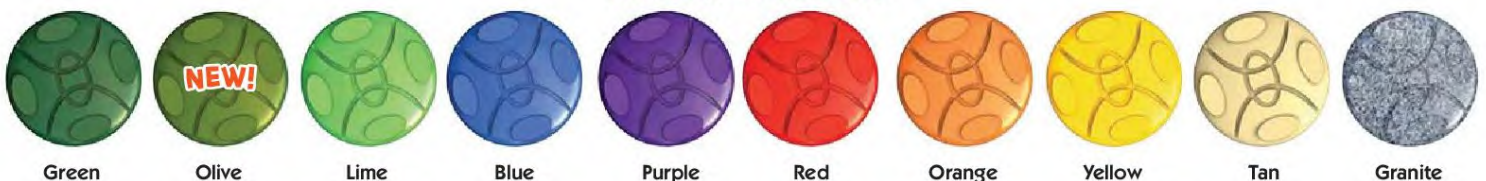
HDPE PLASTIC PANELS



SHADE CANOPIES



ROTOMOLD PLASTIC



VISIT BCIBURKE.COM/COLOR TO CUSTOMIZE YOUR PLAYGROUND COLORS!

BCIBURKE.COM

Burke

800.266.1250

BURKE GENERATIONS WARRANTY®

The Longest and Strongest warranty in the industry

BCI Burke Company, LLC ("Burke") warrants that all standard products are warranted to be free from defects in materials and workmanship, under normal use and service, for a period of one (1) year from the date of shipment.

We stand behind our products. In addition, the following products are warranted, under normal use and service from the date of shipment as follows:

- One Hundred (100) Year Limited Warranty on aluminum and steel upright posts (including Intensity®, Synergy™, Nucleus®, Voltage®, Little Buddies®, ELEVATE®, ACTIVATE®, INVIGORATE™) against structural failure due to corrosion, deterioration or workmanship.
- One Hundred (100) Year Limited Warranty on KoreKonnecT® clamps against structural failure due to corrosion, deterioration or workmanship.
- One Hundred (100) Year Limited Warranty on Hardware (nuts, bolts, washers)
- One Hundred (100) Year Limited Warranty on bolt-through fastening and clamp systems (Synergy™, Intensity®, Nucleus®, Voltage®, Little Buddies®, ELEVATE®).
- Twenty-Five (25) Year Limited Warranty on spring assemblies and aluminum cast animals.
- Fifteen (15) Year Limited Warranty on structure platforms and decks, metal roofs, table tops, bench tops, railings and barriers against structural failure due to materials or workmanship.
- Fifteen (15) Year Limited Warranty on all plastic components including StoneBorders against structural failure due to materials or workmanship.
- Ten (10) Year Limited Warranty on ShadePlay Canopies fabric, threads, and cables against degradation, cracking or material breakdown resulting from ultra-violet exposure, natural deterioration or manufacturing defects. This warranty is limited to the design loads as stated in the specifications.
- Ten (10) Year Limited Warranty on NaturePlay® Boulders and GFRC products against structural failure due to natural deterioration or workmanship. Natural wear, which may occur with any concrete product with age, is excluded from this warranty.
- Ten (10) Year Limited Warranty on Full Color Custom Signage against manufacturing defects that cause delamination or degradation of the sign. Full Color Custom Signs also carry a two (2) year warranty against premature fading of the print and graphics on the signs.
- Five (5) Year Limited Warranty on Intensity® and RopeVenture® cables and LEVEL X® flex bridge against premature wear due to natural deterioration or manufacturing defects. Determination of premature wear will be at the manufacturer's discretion.
- Five (5) Year Limited Warranty on moving parts, including swing components, against structural failure due to materials or workmanship.
- Five (5) Year Limited Warranty on PlayEnsemble® cables and mallets against defects in materials and workmanship.
- Three (3) Year Limited Warranty on electronic panel speakers, sound chips and circuit boards against electronic failure caused by manufacturing defects.

The warranty stated above is valid only if the equipment is erected in conformity with the layout plan and/or installation instructions furnished by BCI Burke Company, LLC using approved parts; have been maintained and inspected in accordance with BCI Burke Company, LLC instructions. Burke's liability and your exclusive remedy hereunder will be limited to repair or replacement of those parts found in Burke's reasonable judgment to be defective. Any claim made within the above stated warranty periods must be made promptly after discovery of the defect. A part is covered only for the original warranty period of the applicable part. Replacement parts carry the applicable warranty from the date of shipment of the replacement from Burke. After the expiration of the warranty period, you must pay for all parts, transportation and service charges.

Burke reserves the right to accept or reject any claim in whole or in part. Burke will not accept the return of any product without its prior written approval. Burke will assume transportation charges for shipment of the returned product if it is returned in strict compliance with Burke's written instructions.

THE FOREGOING WARRANTIES ARE EXCLUSIVE AND IN LIEU OF ANY OTHER WARRANTY, EXPRESS OR IMPLIED, INCLUDING BUT NOT LIMITED TO ANY IMPLIED WARRANTY OR MERCHANTABILITY OR FITNESS FOR A PARTICULAR PURPOSE. IF THE FOREGOING DISCLAIMER OF ADDITIONAL WARRANTIES IS NOT GIVEN FULL FORCE AND EFFECT, ANY RESULTING ADDITIONAL WARRANTY SHALL BE LIMITED IN DURATION TO THE EXPRESS WARRANTIES AND BE OTHERWISE SUBJECT TO AND LIMITED BY THE TERMS OF BURKE'S PRODUCT WARRANTY. SOME STATES DO NOT ALLOW THE EXCLUSION OF CERTAIN IMPLIED WARRANTIES, SO THE ABOVE LIMITATION MAY NOT APPLY TO YOU.

Warranty Exclusions: The above stated warranties do not cover: "cosmetic" defects, such as scratches, dents, marring, or fading; damage due to incorrect installation, vandalism, misuse, accident, wear and tear from normal use, exposure to extreme weather; immersion in salt or chlorine water, unauthorized repair or modification, abnormal use, lack of maintenance, or other cause not within Burke's control; and

Limitation of Remedies: Burke is not liable for consequential or incidental damages, including but not limited to labor costs or lost profits resulting from the use of or inability to use the products or from the products being incorporated in or becoming a component of any other product. If, after a reasonable number of repeated efforts, Burke is unable to repair or replace a defective or nonconforming product, Burke shall have the option to accept return of the product, or part thereof, if such does not substantially impair its value, and return the purchase price as the buyer's entire and exclusive remedy. Without limiting the generality of the foregoing, Burke will not be responsible for labor costs involved in the removal of products or the installation of replacement products. Some states do not allow the exclusion of incidental damages, so the above exclusion may not apply to you.

The environment near a saltwater coast can be extremely corrosive. Some corrosion and/or deterioration is considered "normal wear" in this environment. Product installed within 500 yards of a saltwater shoreline will only be covered for half the period of the standard product warranty, up to a maximum of five years, for defects caused by corrosion. Products installed in direct contact with saltwater or that are subjected to salt spray are not covered by the standard warranty for any defects caused by corrosion.

Contact your local Burke Representative for warranty information regarding Burke Turf® and Burke Tile products.

Terms of Sale

Pricing: Prices published in this catalog are in USD, are approximate and do not include shipping & handling, surfacing, installation nor applicable taxes. All prices are subject to change without notice. Contact your Burke representative for current pricing. Payments are to be made in USD.

Weights: Weights are approximate and may vary with actual orders.

Installation: All equipment is shipped unassembled. For a list of factory-certified installers in your area, please contact your Burke representative.

Specifications: Product specifications in this catalog were correct at the time of publication. However, product improvements are ongoing at Burke, and we reserve the right to change or discontinue specifications without notice.

Loss or Damage in Transit: A signed bill of lading is our receipt from a carrier that our shipment to you was complete and in good condition upon arrival. Before you sign, please check the Bill of Lading carefully when the shipment arrives to make sure nothing is missing and there are no damages. Once the shipment leaves our plant, we are no longer responsible for any damage, loss or shortage.

For more information regarding the warranty, call Customer Service at 920-921-9220 or 1-800-356-2070.

01/2021

Buell Recreation LLC
 7327 SW Barnes Rd #601
 Portland, OR 97225
 +1 5039221650
 admin@buellrecreation.com



Quote

| ADDRESS |
|--|
| Rockaway Beach City 276 S Hwy 101 Rockaway Beach, OR 97136 |

| SHIP TO |
|--|
| Rockaway Beach Park 220 S Anchor Street Rockaway Beach, OR 97136 |

| QUOTE # | DATE | EXPIRATION DATE |
|-----------|------------|-----------------|
| R23-0161A | 08/09/2023 | 09/08/2023 |

SALES REP
Kati

PROJECT
Option A

| ACTIVITY | QTY | RATE | AMOUNT |
|---|-----|------------|------------|
| Play Structure BCI Burke Structure per proposal #907-172308-1 | 1 | 174,913.00 | 174,913.00 |
| Sourcewell Discount Sourcewell Contract Discount per Contract #010521-BUR | 1 | -17,491.30 | -17,491.30 |
| Freight Shipping -does not include off loading Forklift generally required for offloading | 1 | 9,275.00 | 9,275.00 |
| Materials Only This quote is for materials only and does not include installation or unloading of product. | 1 | 0.00 | 0.00 |
| Buell Billing Please make payment to Buell Recreation and email to rachel@buellrecreation.com | 1 | 0.00 | 0.00 |
| Sourcewell Contract Sourcewell Publicly Solicited Contract #: 010521-BUR Rockaway Beach ID# 129063 https://www.sourcewell-mn.gov/ | 1 | 0.00 | 0.00 |
| Lead Time Lead Time is approx. 13-14 weeks from receipt of your completed order and payment (if required). Lead times can fluctuate so please inquire upon time of ordering. We are making every effort to increase our capacity and improve our lead times. | 1 | 0.00 | 0.00 |

PLACING AN ORDER: Upon ordering please review and return this signed quote with a copy of your purchase order and tax exempt certificate, if applicable. Please mark any changes on the quote such as billing/shipping address, drivers contact and color selection. IF INSTALLATION IS INCLUDED: This quote does not include Prevailing Wages, Davis Bacon Wages or Performance Bonds unless noted. Owner is responsible for site preparation unless otherwise noted.

TOTAL


\$166,696.70

Accepted By

Accepted Date







Buell Recreation

7327 Barnes Road #601 | Portland, OR 97725 | 503-922-1650

Proposal 907-172316-1 | 8/1/2023

DESIGN SUMMARY

Buell Recreation is very pleased to present this Proposal for consideration for the Rockaway Beach Park located in Rockaway Beach. BCI Burke Company, LLC has been providing recreational playground equipment for over 100 years and has developed the right mix of world-class capabilities to meet the initial and continuing needs of Rockaway Beach. We believe our proposal will meet or exceed your project's requirements and will deliver the greatest value to you.

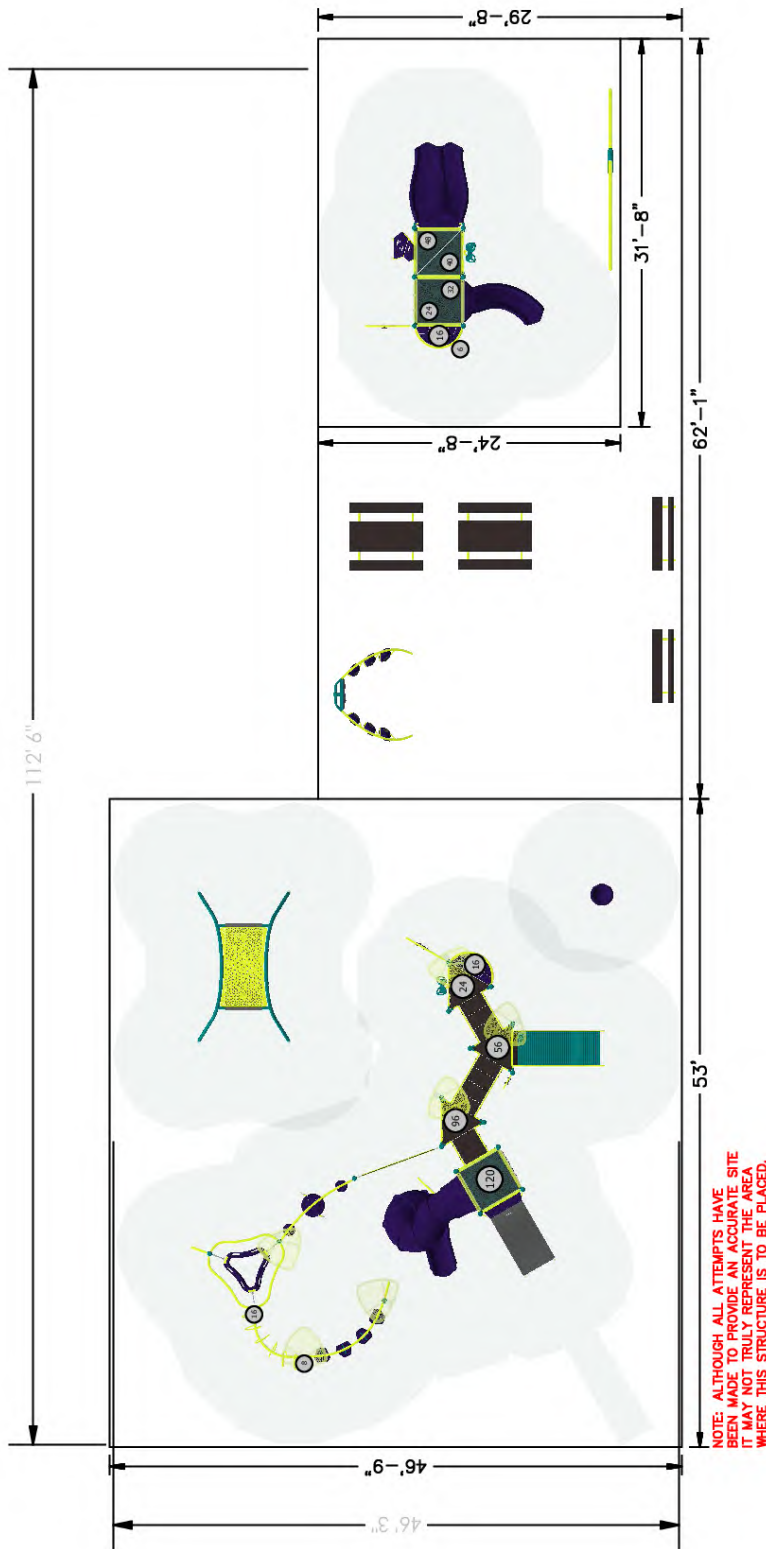
The following is a summary of some of the key elements of our Proposal:

- Project Name: Rockaway Beach Park
- Project Number: 907-172316-1
- User Capacity: 127
- Age Groups: 5 to 12, 2 to 5
- Dimensions: 112' 5"x46' 3"
- Designer Name: Luke Schueller

Buell Recreation has developed a custom playground configuration based on the requirements as they have been presented for the Rockaway Beach Park playground project. Our custom design will provide a safe and affordable playground environment that is aesthetically pleasing, full of fun for all users and uniquely satisfies your specific requirements. In addition, proposal # 907-172316-1 has been designed with a focus on safety, and is fully compliant with ASTM F1487 and CPSC playground safety standards.

We invite you to review this proposal for the Rockaway Beach Park playground project and to contact us with any questions that you may have.

Thank you in advance for giving us the opportunity to make this project a success.



The use and layout of play components identified in this plan conform to the CPSC guidelines. U.S. CPSC recommends the separation of age groups in playground layouts.

| PLAYGROUND ACCESSIBILITY (Provided/Required) | | | | | TYPES OF GROUND EVENTS | |
|--|-----------------|----------------------------|------------------------|---------------|------------------------|--|
| TOTAL EVENTS | ELEVATED EVENTS | TRANSFER ACCESSIBLE EVENTS | RAMP ACCESSIBLE EVENTS | GROUND EVENTS | | |
| 28 | 12 / 6 | 12 / 0 | 0 / 0 | 16 / 4 | 9 / 3 | |

OVERALL BOUNDING OF USE ZONES
 Area: 5198.7 sq.ft.
 Perimeter: 317.4 ft.
STRUCTURE SIZE: 46' 3" X 112' 6"
POST SIZE(S): 5"

**The space requirements shown here are to ASTM standards. Requirements for other standards may be different.

SERIES LINE: Burke Basics | Nucleus | Intensity

GROUP:
 5-12 Structure | 2-5 Structure | StemPlay | Freestanding

DESIGNED FOR AGES:
 5 to 12, 2 to 5

Rockaway Beach Park
 Rockaway Beach, OR 97136

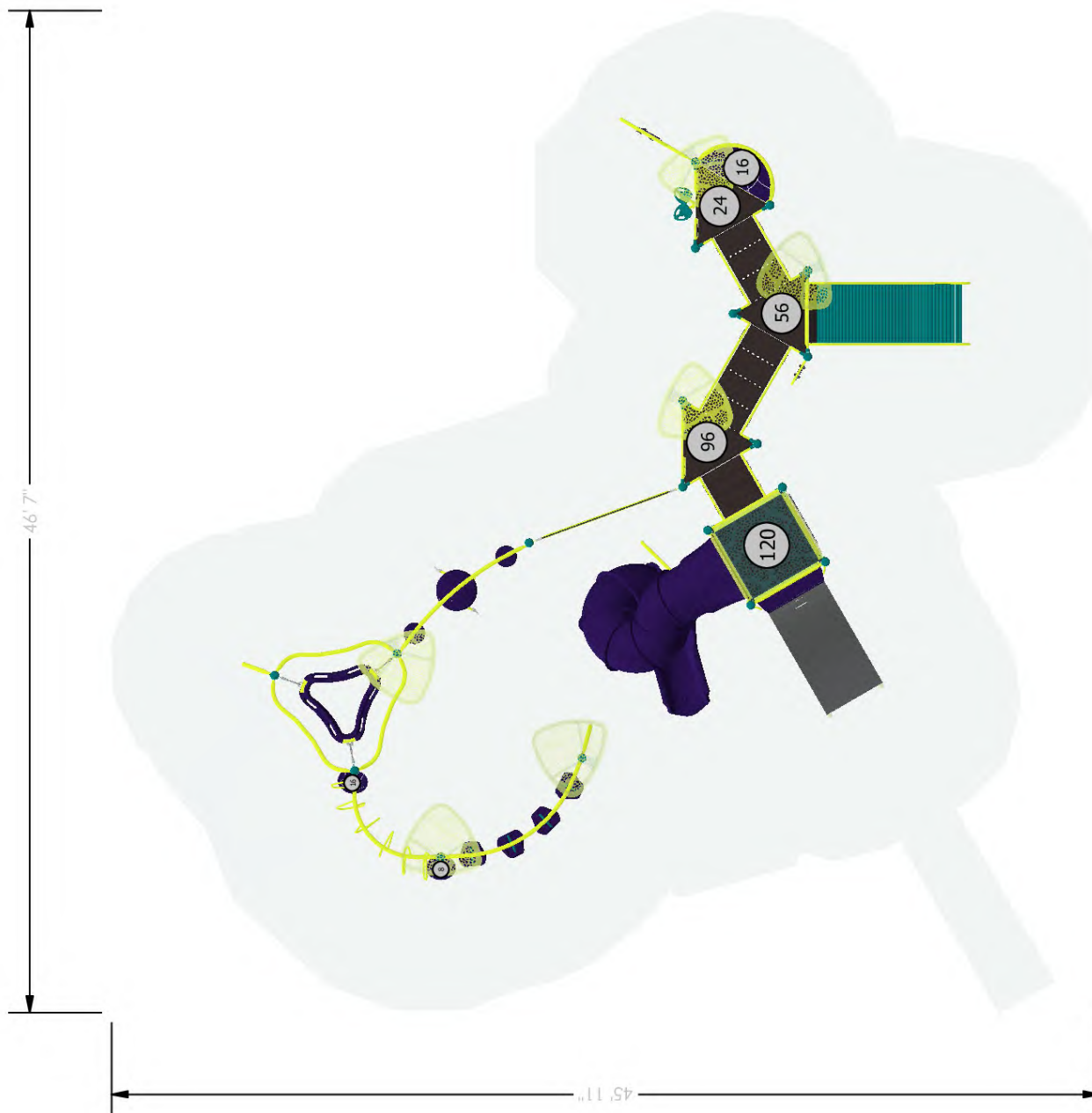
Burke
 PLAY THAT MOVES YOU.

SITE PLAN VIEW

08/01/2023

Buell Recreation
 907-172316-1

Designer: Luke Schueller



The use and layout of play components identified in this plan conform to the CPSC guidelines. U.S. CPSC recommends the separation of age groups in playground layouts.

| PLAYGROUND ACCESSIBILITY (Provided/Required) | | | | | TYPES OF | |
|--|-----------------|----------------------------|------------------------|---------------|---------------|--|
| TOTAL EVENTS | ELEVATED EVENTS | TRANSFER ACCESSIBLE EVENTS | RAMP ACCESSIBLE EVENTS | GROUND EVENTS | GROUND EVENTS | |
| 28 | 12 / 6 | 12 / 0 | 0 / 0 | 16 / 4 | 9 / 3 | |

OVERALL BOUNDING OF USE ZONES
 Area: 2134.7 sq.ft.
 Perimeter: 184.8 ft.
STRUCTURE SIZE: 45' 11"x46' 7"
POST SIZE(S): 5"

****The space requirements shown here are to ASTM standards. Requirements for other standards may be different.**

SERIES LINE: Nucleus | Intensity

GROUP:
5-12 Structure

DESIGNED FOR AGES:
5 to 12

Rockaway Beach Park
Rockaway Beach, OR 97136

Burke
PLAY THAT MOVES YOU.

SITE PLAN VIEW

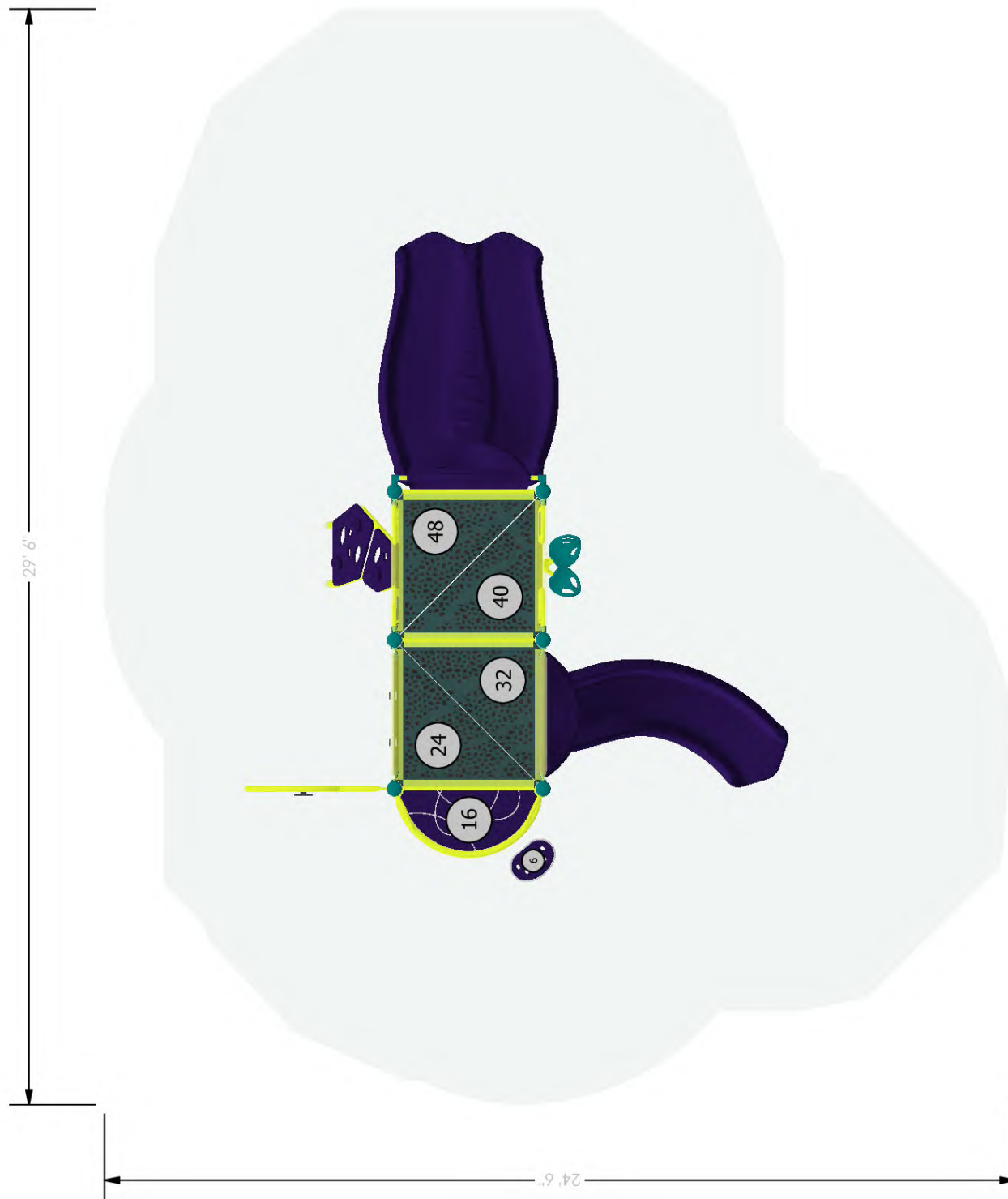
08/01/2023

Buell Recreation
907-172316-1

Designer: Luke Schueller

BCI BURKE COMPANY, LLC | PO BOX 549 FOND DU LAC, WI 54936-0549 | 920.921.9220 | BCI BURKE.COM

Warning: Accessible safety surfacing material is required beneath and around this equipment that is compliant with ASTM, CPSC, and ADAAG requirements.



The use and layout of play components identified in this plan conform to the CPSC guidelines. U.S. CPSC recommends the separation of age groups in playground layouts.

| PLAYGROUND ACCESSIBILITY (Provided/Required) | | | | |
|--|-----------------|----------------------------|------------------------|------------------------|
| TOTAL EVENTS | ELEVATED EVENTS | TRANSFER ACCESSIBLE EVENTS | RAMP ACCESSIBLE EVENTS | TYPES OF GROUND EVENTS |
| 28 | 12 / 6 | 12 / 0 | 0 / 0 | 16 / 4 9 / 3 |

OVERALL BOUNDING OF USE ZONES
 Area: 722 sq. ft.
 Perimeter: 107.9 ft.
STRUCTURE SIZE: 24' 6" x 29' 6"
POST SIZE(S): 5"

****The space requirements shown here are to ASTM standards. Requirements for other standards may be different.**

SERIES LINE: Nucleus | Intensity | Burke Basics

GROUP:
2-5 Structure

DESIGNED FOR AGES:
2 to 5

Rockaway Beach Park
Rockaway Beach, OR 97136

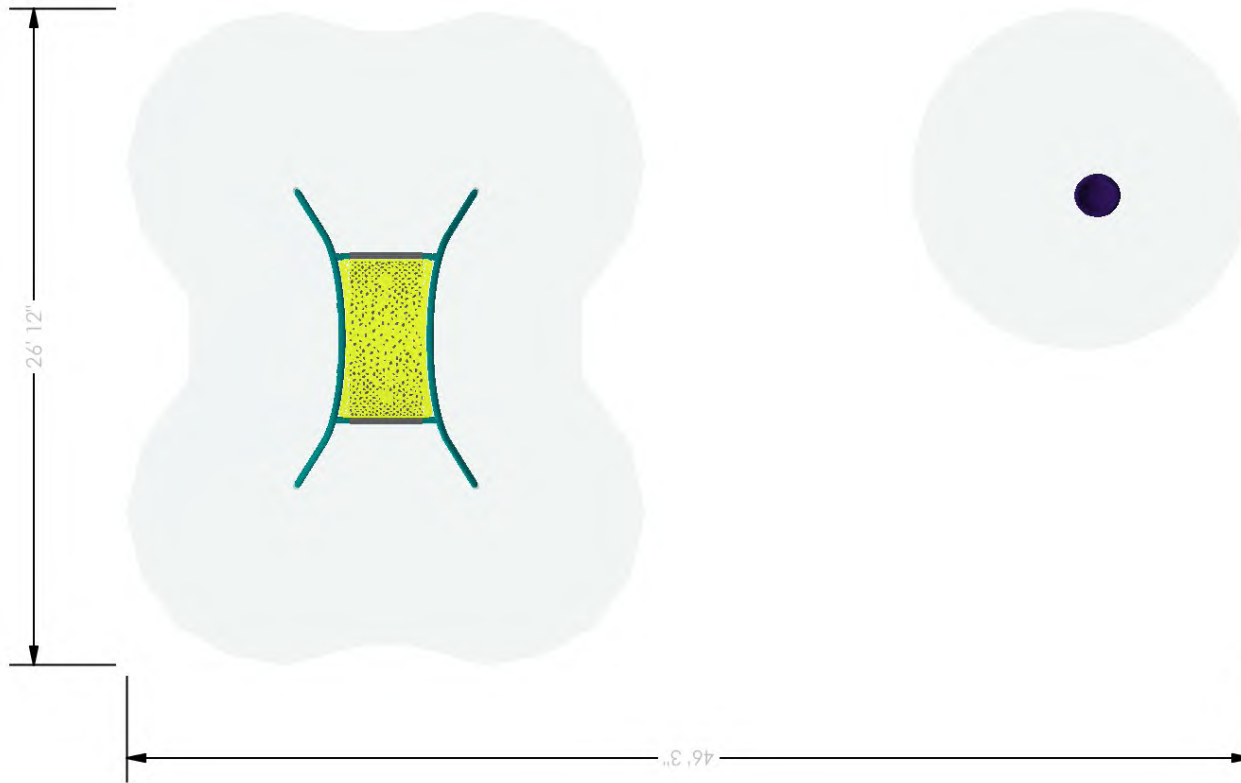
Burke
PLAY THAT MOVES YOU.

08/01/2023

Buell Recreation
907-172316-1

Designer: Luke Schueller

Warning: Accessible safety surfacing material is required beneath and around this equipment that is compliant with ASTM, CPSC, and ADAAG requirements.



The use and layout of play components identified in this plan conform to the CPSC guidelines. U.S. CPSC recommends the separation of age groups in playground layouts.

| PLAYGROUND ACCESSIBILITY (Provided/Required) | | | | | TYPES OF GROUND EVENTS | |
|--|-----------------|----------------------------|------------------------|---------------|------------------------|--|
| TOTAL EVENTS | ELEVATED EVENTS | TRANSFER ACCESSIBLE EVENTS | RAMP ACCESSIBLE EVENTS | GROUND EVENTS | | |
| 28 | 12 / 6 | 12 / 0 | 0 / 0 | 16 / 4 | 9 / 3 | |

OVERALL BOUNDING OF USE ZONES
 Area: 1247.9 sq.ft.
 Perimeter: 146.4 ft.
STRUCTURE SIZE: 46' 3" x 26' 12"
POST SIZE(S): 5"

****The space requirements shown here are to ASTM standards. Requirements for other standards may be different.**

SERIES LINE: Burke Basics

GROUP:
Freestanding

DESIGNED FOR AGES:
5 to 12

Rockaway Beach Park
Rockaway Beach, OR 97136

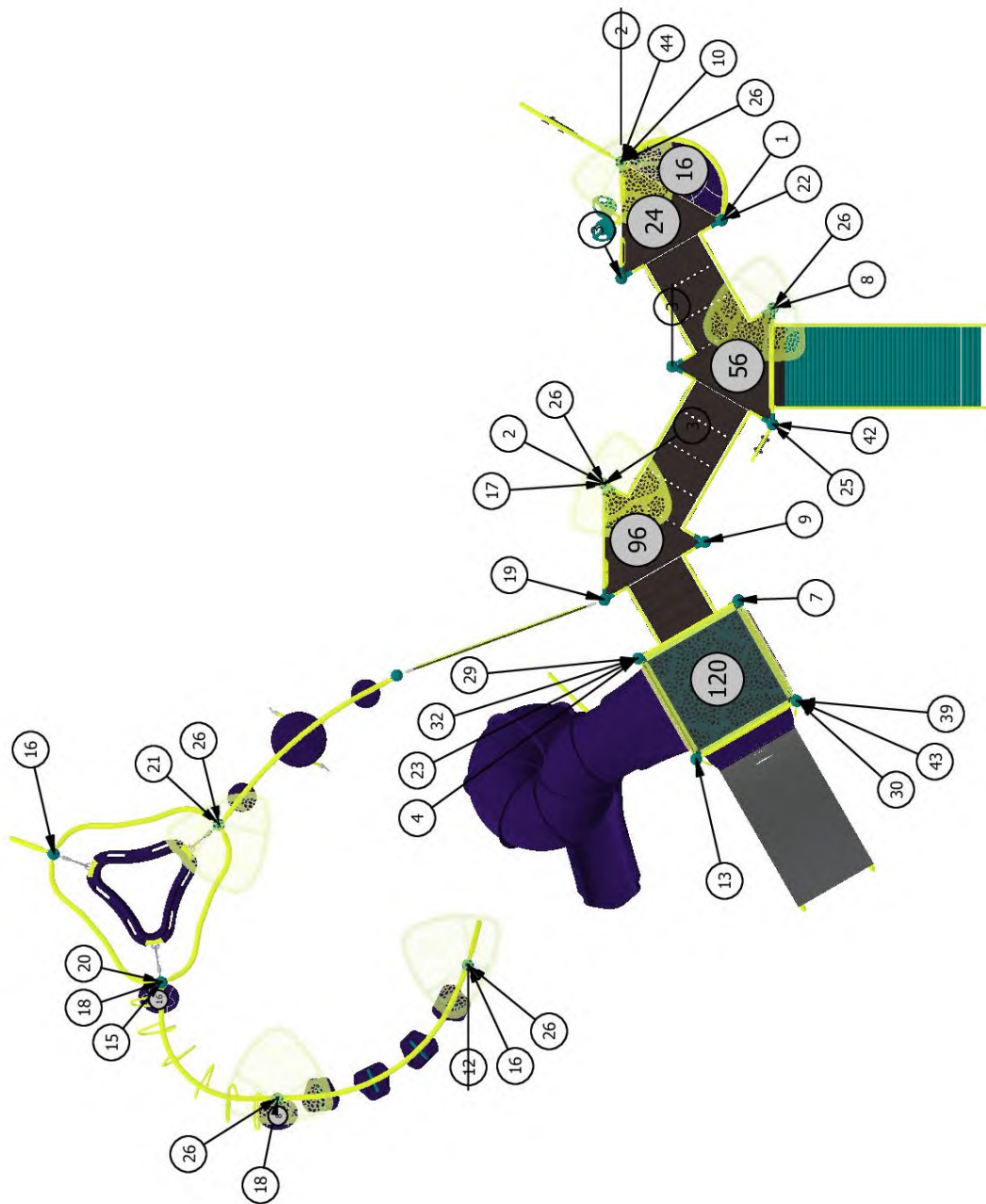
Burke
PLAY THAT MOVES YOU.

SITE PLAN VIEW

08/01/2023

Buell Recreation
907-172316-1

Designer: Luke Schueller



SERIES LINE: Nucleus | Intensity

GROUP:
5-12 Structure

DESIGNED FOR AGES:
5 to 12

Rockaway Beach Park
Rockaway Beach, OR 97136

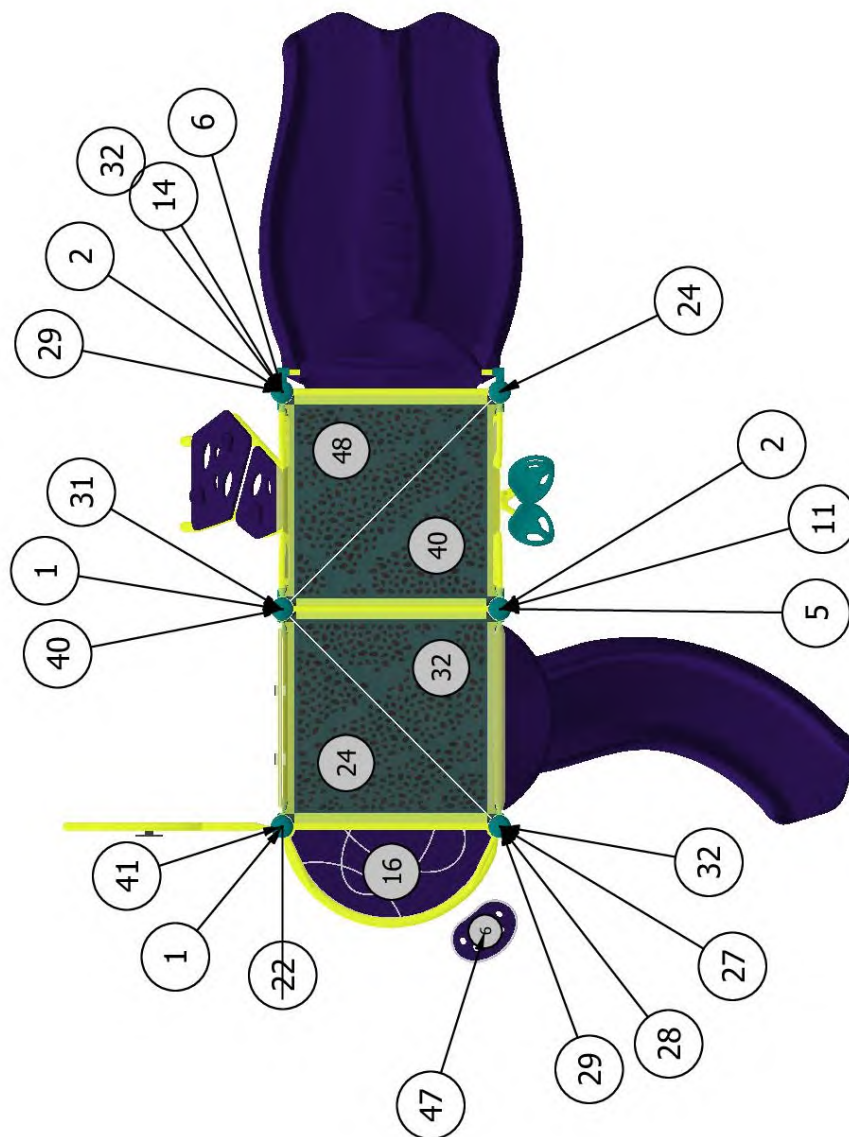
Burke
PLAY THAT MOVES YOU

COMPONENT VIEW

08/01/2023

Buell Recreation
907-172316-1

Designer: Luke Schueller



SERIES LINE: Nucleus | Intensity | Burke Basics

COMPONENT VIEW

GROUP:
2-5 Structure

Rockaway Beach Park
Rockaway Beach, OR 97136

08/01/2023

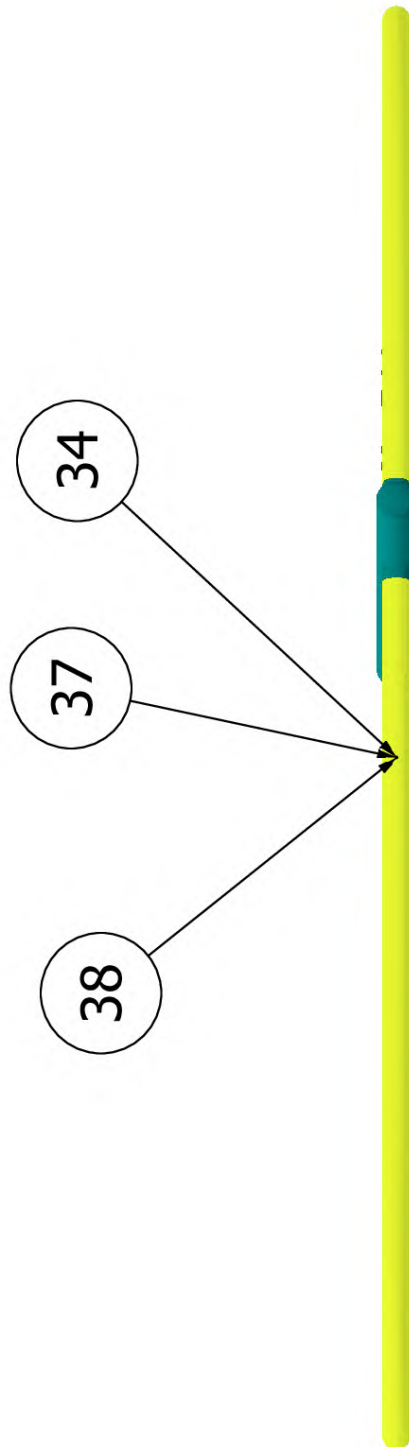
DESIGNED FOR AGES:
2 to 5

Buell Recreation
907-172316-1

Designer: Luke Schueller

Burke
PLAY THAT MOVES YOU

BCI BURKE COMPANY, LLC | PO BOX 549 FOND DU LAC, WI 54936-0549 | 920.921.9220 | BCIBURKE.COM



SERIES LINE: Burke Basics

GROUP:
StemPlay

DESIGNED FOR AGES:
5 to 12

Rockaway Beach Park
Rockaway Beach, OR 97136

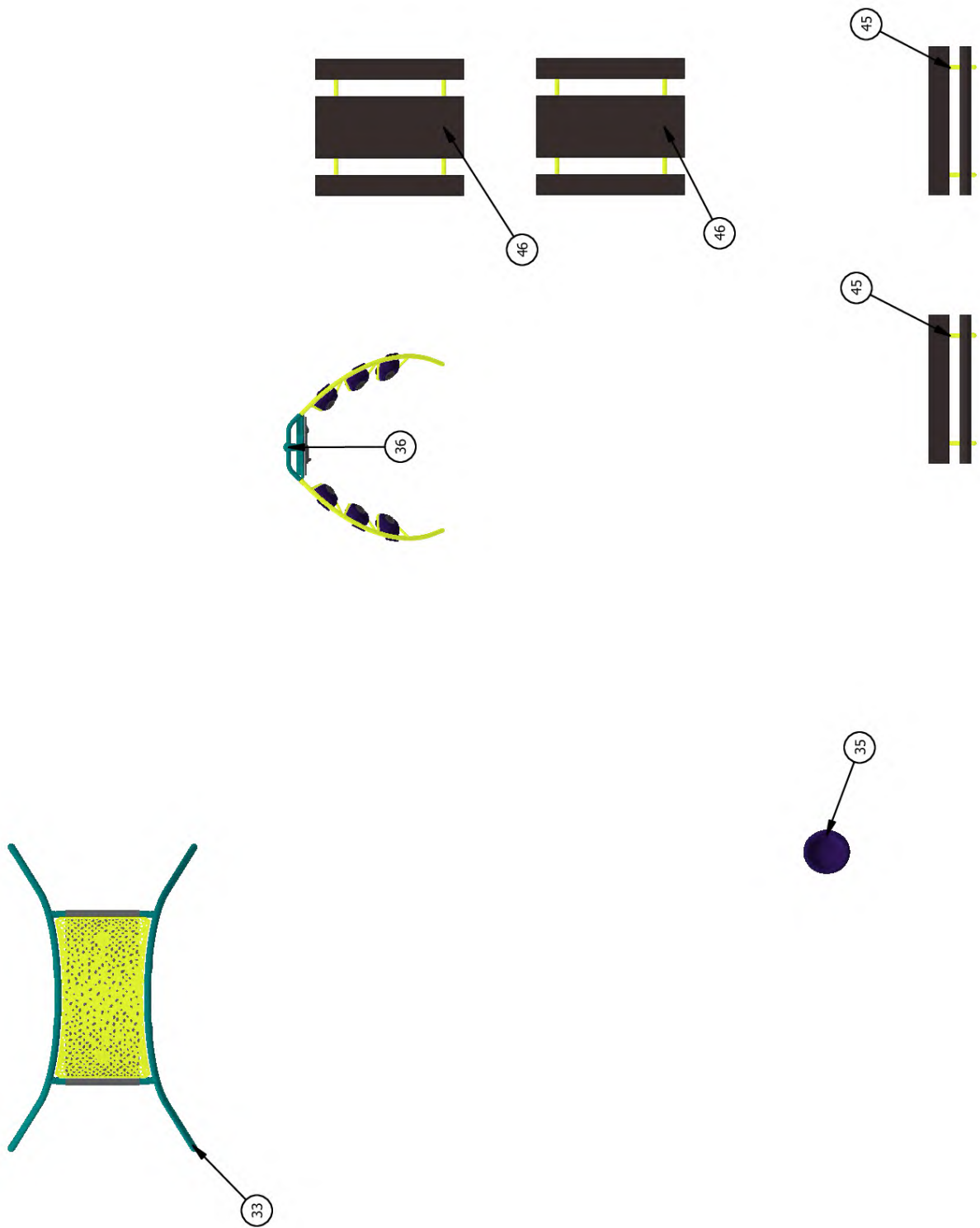
Burke
PLAY THAT MOVES YOU

COMPONENT VIEW

08/01/2023

Buell Recreation
907-172316-1

Designer: Luke Schueller



SERIES LINE: Burke Basics

GROUP:
Freestanding

DESIGNED FOR AGES:
5 to 12

Rockaway Beach Park
Rockaway Beach, OR 97136

Burke
PLAY THAT MOVES YOU

COMPONENT VIEW

08/01/2023

Buell Recreation
907-172316-1

Designer: Luke Schueller

| ITEM | COMP. | DESCRIPTION |
|------|----------|---|
| 1 | 270-0009 | 8" CLOSURE PLATE, ELLIPSE |
| 2 | 270-0120 | EVOLUTION UNITARY ENCLOSURE |
| 3 | 270-0129 | TRIANGLE PLATFORM |
| 4 | 270-0130 | SQUARE PLATFORM |
| 5 | 270-0136 | SPLIT SQUARE PLATFORM |
| 6 | 270-0301 | SPLIT SQUARE PLATFORMCLOSURE PLATE |
| 7 | 370-0039 | EVOLUTION 24" TRANSITION STAIR W/ BARRIERS |
| 8 | 370-0040 | EVOLUTION 32" TRANSITION STAIR W/ BARRIERS |
| 9 | 370-0041 | EVOLUTION 40" TRANSITION STAIR W/ BARRIERS |
| 10 | 370-0087 | LEAF CLIMBER 16" - 24" |
| 11 | 370-0089 | LEAF CLIMBER 40" - 48" |
| 12 | 370-0223 | PURSUIT CLIMBER 16"-40" |
| 13 | 370-0224 | VICTORY CLIMBER |
| 14 | 370-0231 | FORMIS LADDER 48 |
| 15 | 370-0806 | TRIGON TOWER |
| 16 | 370-0854 | VERTO CLIMBER 1 |
| 17 | 370-0870 | TREE BRANCH CLIMBER 96" |
| 18 | 370-1608 | OVISTEP LAUNCH PAD |
| 19 | 370-1651 | TRANGO CLIMBER, POST TO POST |
| 20 | 370-1677 | 90 DEGREE OVERHEAD, NUCLEUS |
| 21 | 370-1718 | TAKTIKS BOW CLIMBER |
| 22 | 470-0075 | CRESCENT PLATFORM |
| 23 | 470-0113 | COBRA SLIDE CORKSCREW RIGHT 120" |
| 24 | 470-0755 | LUGE SLIDE, 48"-56" |
| 25 | 470-0756 | ROLLER SLIDE 48"-56" |
| 26 | 470-0764 | SOLIS POST TOPPER |
| 27 | 470-0802 | MONACO SLIDE, 32"-40" |
| 28 | 470-0804 | SLIDE HOOD, LOW SIDE WALL |
| 29 | 470-0808 | EVOLUTION ROOF BOTTOM EDGE |
| 30 | 470-0809 | SQUARE ROOF TOP EDGE, ONE SIDE |
| 31 | 470-0810 | SQUARE ROOF TOP EDGE, TWO SIDES |
| 32 | 470-0867 | EVOLUTION SQUARE ROOF |
| 33 | 550-9118 | BRAVA UNIVERSAL SWING |
| 34 | 560-1703 | STEMPLAY SHORT ACTIVITY FRAME |
| 35 | 560-2573 | KIDFORCE SPINNER |
| 36 | 560-2625 | MOVMT INCLUSIVE, FREESTANDING |
| 37 | 560-2685 | STEMPLAY MOMENTUM |
| 38 | 560-2689 | STEMPLAY GRAVITY |
| 39 | 570-1858 | 3-IN-A-ROW PANEL, ABOVE PLATFORM |
| 40 | 570-2664 | BEE PANEL |
| 41 | 570-2703 | COLLISION RING PANEL |
| 42 | 570-2707 | RAIN CRESCENT PANEL |

SERIES LINE:

GROUP:
5-12 Structure | 2-5
Structure | StemPlay | Freestanding
DESIGNED FOR AGES:

Rockaway Beach Park
Rockaway Beach, OR 97136

Burke
PLAY THAT MOVES YOU

COMPONENT VIEW

08/01/2023

Buell Recreation
907-172316-1

Designer: Luke Schueller

| ITEM | COMP. | DESCRIPTION |
|------|----------|--|
| 43 | 570-2711 | HIDE THE NUMBERS PLAY PANEL, BELOW PLATFORM |
| 44 | 570-2729 | CLASSIC GAME RING PANEL |
| 45 | 580-0172 | 6' PVC TRADITIONAL BENCH W/BACK, STATIONARY |
| 46 | 580-0176 | 6' PVC TRADITIONAL PICNIC TABLE, PORTABLE |
| 47 | 580-1364 | LIL NOVO BEAN STEP |
| 48 | 600-0104 | NPPS SUPERVISION SAFETY KIT |
| 49 | 660-0101 | INSTALL KIT, BURKE BASICS - PAINT |
| 50 | 660-0103 | MAINTENANCE KIT, STRUCTURE |
| 51 | 660-0104 | INSTALLATION KIT, STRUCTURE |

SERIES LINE:

GROUP:
5-12 Structure | 2-5
Structure | StemPlay | Freestanding
DESIGNED FOR AGES:

Rockaway Beach Park
Rockaway Beach, OR 97136


Burke
PLAY THAT MOVES YOU

COMPONENT VIEW

08/01/2023

Buell Recreation
907-172316-1

Designer: Luke Schueller



SERIES LINE: Burke Basics | Nucleus | Intensity

ELEVATION VIEW

GROUP:
5-12 Structure | 2-5
Structure | StemPlay | Freestanding

Rockaway Beach Park
Rockaway Beach, OR 97136

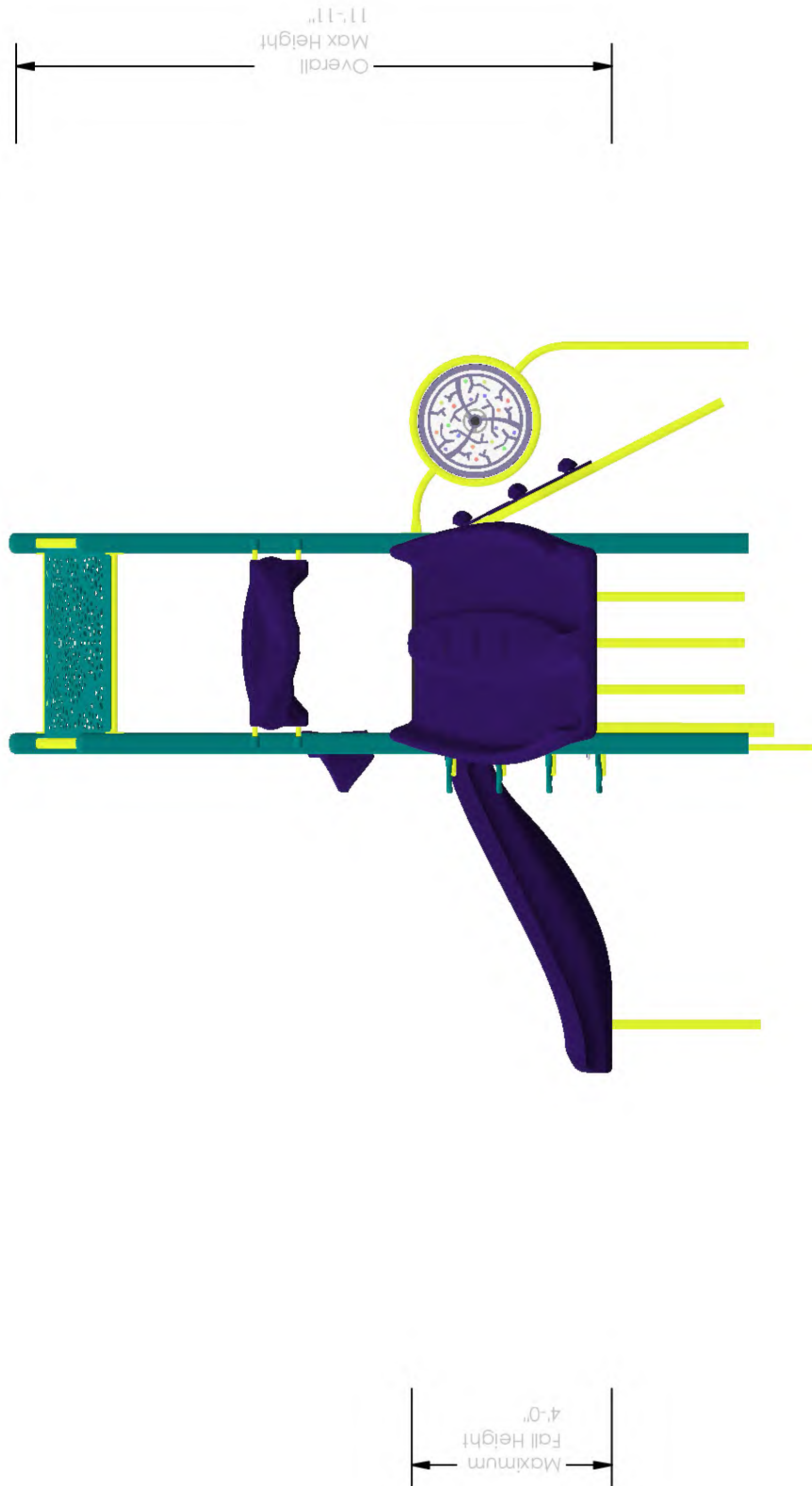
08/01/2023

Buell Recreation
907-172316-1

DESIGNED FOR AGES:
5 to 12, 2 to 5

Burke
PLAY THAT MOVES YOU

Designer: Luke Schueller



SERIES LINE: Nucleus | Intensity | Burke Basics

ELEVATION VIEW

GROUP:
2-5 Structure

Rockaway Beach Park
Rockaway Beach, OR 97136

08/01/2023



DESIGNED FOR AGES:
2 to 5

Burke
PLAY THAT MOVES YOU

Buell Recreation
907-172316-1

Designer: Luke Schueller

BCI BURKE COMPANY, LLC | PO BOX 549 FOND DU LAC, WI 54936-0549 | 920.921.9220 | BCIBURKE.COM



SERIES LINE: Burke Basics

GROUP:
Freestanding

DESIGNED FOR AGES:
5 to 12

Rockaway Beach Park
Rockaway Beach, OR 97136


Burke
PLAY THAT MOVES YOU

ELEVATION VIEW

08/01/2023

Buell Recreation
907-172316-1

Designer: Luke Schueller



SERIES LINE: Nucleus | Intensity

GROUP:
5-12 Structure

DESIGNED FOR AGES:
5 to 12

Rockaway Beach Park
Rockaway Beach, OR 97136

Burke
PLAY THAT MOVES YOU

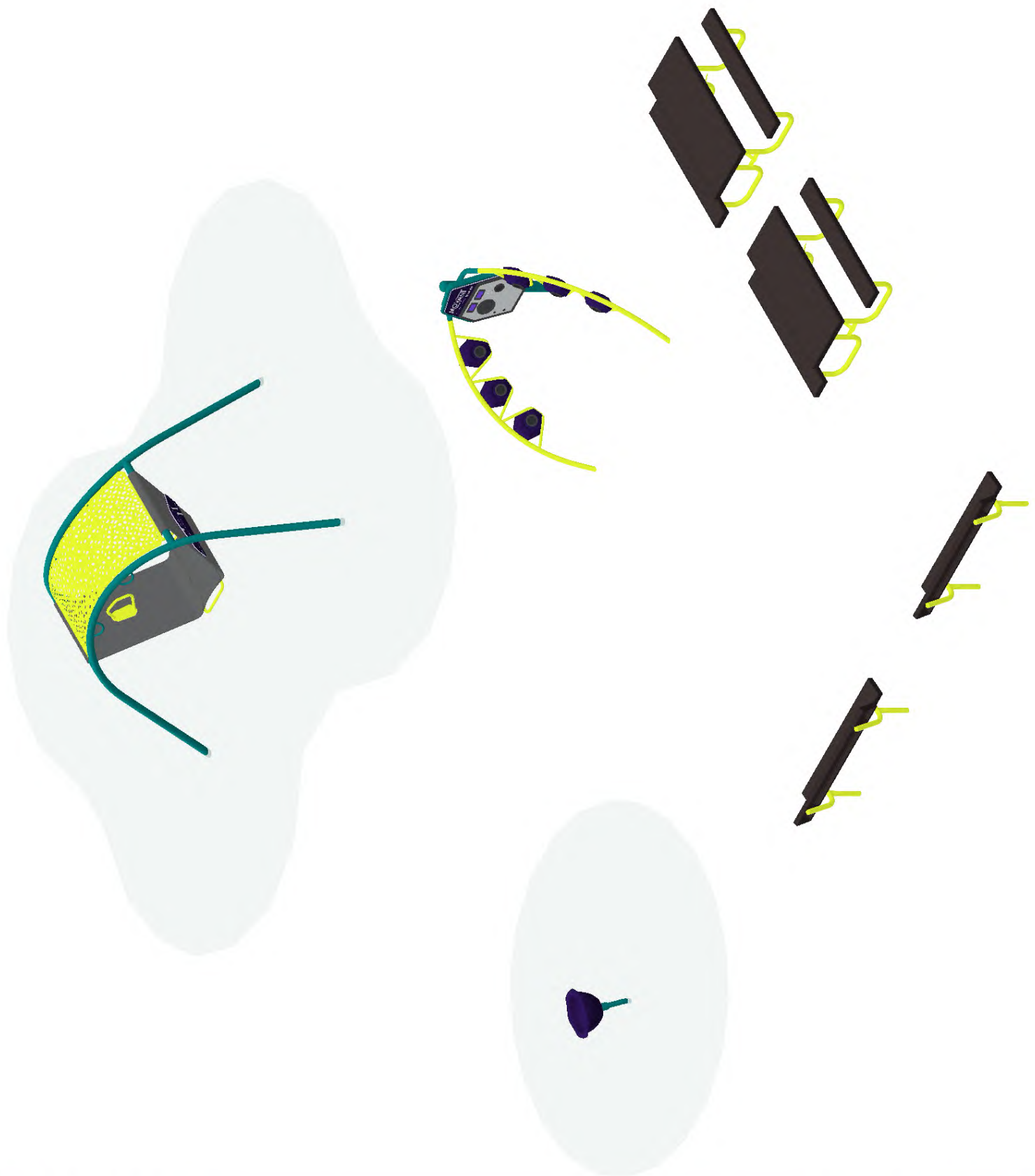
ISOMETRIC VIEW

08/01/2023

Buell Recreation
907-172316-1

Designer: Luke Schueller

BCI BURKE COMPANY, LLC | PO BOX 549 FOND DU LAC, WI 54936-0549 | 920.921.9220 | BCIBURKE.COM



SERIES LINE: Burke Basics

GROUP:
Freestanding

DESIGNED FOR AGES:
5 to 12

Rockaway Beach Park
Rockaway Beach, OR 97136

Burke
PLAY THAT MOVES YOU

ISOMETRIC VIEW

08/01/2023

Buell Recreation
907-172316-1

Designer: Luke Schueller

The play components identified in this proposal are IPEMA certified. The use and layout of these components conform to the requirements of ASTM F1487. To verify product certification, visit www.ipema.org.



The space requirements shown in this proposal are to ASTM standards. Requirements for other standards may be different.

| Component No. | Description | Qty | User Cap | Ext. User Cap | Weight | Ext. Weight |
|-----------------------|----------------------------------|-----|----------|---------------|--------|-------------|
| 5-12 Structure | | | | | | |
| Nucleus | | | | | | |
| 072-0500-116C | 5" OD X 116" CAPPED POST | 2 | 0 | 0 | 61 | 122 |
| 072-0500-132C | 5" OD X 132" CAPPED POST | 2 | 0 | 0 | 69 | 138 |
| 072-0500-136C | 5" OD X 136" CAPPED POST | 1 | 0 | 0 | 71 | 71 |
| 072-0500-148C | 5" OD X 148" CAPPED POST | 2 | 0 | 0 | 78 | 156 |
| 072-0500-188C | 5" OD X 188" CAPPED POST | 2 | 0 | 0 | 99 | 198 |
| 072-0502-140S | 5" OD X 140" SWAGED POST | 1 | 0 | 0 | 74 | 74 |
| 072-0502-172S | 5" OD X 172" SWAGED POST | 3 | 0 | 0 | 90 | 270 |
| 072-0502-176S | 5" OD X 176" SWAGED POST | 1 | 0 | 0 | 92 | 92 |
| 072-0502-208S | 5" OD X 208" SWAGED POST | 1 | 0 | 0 | 109 | 109 |
| 072-0502-220S | 5" OD X 220" SWAGED POST | 4 | 0 | 0 | 115 | 460 |
| 072-5503-32T | 5" OD X 32" TOP ALUMINUM CAPP... | 2 | 0 | 0 | 7 | 14 |
| 072-5503-48T | 5" OD X 48" TOP ALUMINUM CAPP... | 2 | 0 | 0 | 10 | 20 |
| 270-0009 | 8" CLOSURE PLATE, ELLIPSE | 1 | 0 | 0 | 8 | 8 |
| 270-0120 | EVOLUTION UNITARY ENCLOSURE | 2 | 0 | 0 | 34 | 68 |
| 270-0129 | TRIANGLE PLATFORM | 3 | 2 | 6 | 48 | 144 |
| 270-0130 | SQUARE PLATFORM | 1 | 6 | 6 | 106 | 106 |
| 370-0039 | EVOLUTION 24" TRANSITION STAI... | 1 | 4 | 4 | 181 | 181 |
| 370-0040 | EVOLUTION 32" TRANSITION STAI... | 1 | 6 | 6 | 239 | 239 |
| 370-0041 | EVOLUTION 40" TRANSITION STAI... | 1 | 8 | 8 | 301 | 301 |
| 370-0087 | LEAF CLIMBER 16" - 24" | 1 | 2 | 2 | 25 | 25 |
| 370-0223 | PURSUIT CLIMBER 16"-40" | 1 | 4 | 4 | 127 | 127 |
| 370-0224 | VICTORY CLIMBER | 1 | 1 | 1 | 328 | 328 |
| 370-0806 | TRIGON TOWER | 1 | 9 | 9 | 172 | 172 |
| 370-0870 | TREE BRANCH CLIMBER 96" | 1 | 4 | 4 | 41 | 41 |
| 370-1651 | TRANGO CLIMBER, POST TO POST | 1 | 5 | 5 | 32 | 32 |
| 470-0075 | CRESCENT PLATFORM | 1 | 1 | 1 | 52 | 52 |
| 470-0113 | COBRA SLIDE CORKSCREW RIGHT 120" | 1 | 3 | 3 | 352 | 352 |
| 470-0756 | ROLLER SLIDE 48"-56" | 1 | 3 | 3 | 721 | 721 |
| 470-0764 | SOLIS POST TOPPER | 6 | 0 | 0 | 87 | 522 |
| 470-0808 | EVOLUTION ROOF BOTTOM EDGE | 1 | 0 | 0 | 13 | 13 |
| 470-0809 | SQUARE ROOF TOP EDGE, ONE SIDE | 1 | 0 | 0 | 13 | 13 |
| 470-0867 | EVOLUTION SQUARE ROOF | 1 | 0 | 0 | 76 | 76 |
| 570-1858 | 3-IN-A-ROW PANEL, ABOVE PLATFORM | 1 | 2 | 2 | 45 | 45 |
| 570-2707 | RAIN CRESCENT PANEL | 1 | 1 | 1 | 16 | 16 |
| 570-2711 | HIDE THE NUMBERS PLAY PANEL, ... | 1 | 2 | 2 | 73 | 73 |
| 570-2729 | CLASSIC GAME RING PANEL | 1 | 2 | 2 | 80 | 80 |
| 600-0104 | NPPS SUPERVISION SAFETY KIT | 1 | 0 | 0 | 3 | 3 |
| 660-0103 | MAINTENANCE KIT, STRUCTURE | 1 | 0 | 0 | 7 | 7 |
| 660-0104 | INSTALLATION KIT, STRUCTURE | 1 | 0 | 0 | 5 | 5 |

| | | | | | | |
|----------|----------------------------------|---|---|---|----|----|
| 670-0423 | POST, FOOTER EXTENSION 5" OD ... | 4 | 0 | 0 | 11 | 44 |
|----------|----------------------------------|---|---|---|----|----|

5-12 Structure

Intensity

| | | | | | | |
|----------|-----------------------------|---|---|---|-----|-----|
| 370-0854 | VERTO CLIMBER 1 | 2 | 1 | 2 | 35 | 70 |
| 370-1608 | OVISTEP LAUNCH PAD | 2 | 1 | 2 | 10 | 20 |
| 370-1677 | 90 DEGREE OVERHEAD, NUCLEUS | 1 | 6 | 6 | 44 | 44 |
| 370-1718 | TAKTIKS BOW CLIMBER | 1 | 7 | 7 | 103 | 103 |

Total User Capacity: 86
Total Weight: 5755 lbs.

StemPlay

Burke Basics

| | | | | | | |
|----------|----------------------------------|---|---|---|-----|-----|
| 560-1703 | STEMPLAY SHORT ACTIVITY FRAME | 1 | 0 | 0 | 176 | 176 |
| 560-2685 | STEMPLAY MOMENTUM | 1 | 4 | 4 | 35 | 35 |
| 560-2689 | STEMPLAY GRAVITY | 1 | 2 | 2 | 63 | 63 |
| 660-0101 | INSTALL KIT, BURKE BASICS - P... | 1 | 0 | 0 | 2 | 2 |

Total User Capacity: 6
Total Weight: 276 lbs.

Freestanding

Burke Basics

| | | | | | | |
|----------|----------------------------------|---|---|---|-----|-----|
| 550-9118 | BRAVA UNIVERSAL SWING | 1 | 6 | 6 | 530 | 530 |
| 560-2573 | KIDFORCE SPINNER | 1 | 1 | 1 | 43 | 43 |
| 560-2625 | MOVMT INCLUSIVE, FREESTANDING | 1 | 2 | 2 | 328 | 328 |
| 580-0172 | 6' PVC TRADITIONAL BENCH W/BA... | 2 | 0 | 0 | 119 | 238 |
| 580-0176 | 6' PVC TRADITIONAL PICNIC TA... | 2 | 0 | 0 | 261 | 522 |
| 660-0101 | INSTALL KIT, BURKE BASICS - P... | 1 | 0 | 0 | 2 | 2 |

Total User Capacity: 9
Total Weight: 1663 lbs.

2-5 Structure

Nucleus

| | | | | | | |
|---------------|----------------------------------|---|---|---|------|------|
| 072-0500-160C | 5" OD X 160" CAPPED POST | 4 | 0 | 0 | 84 | 336 |
| 072-0500-176C | 5" OD X 176" CAPPED POST | 2 | 0 | 0 | 92 | 184 |
| 270-0009 | 8" CLOSURE PLATE, ELLIPSE | 2 | 0 | 0 | 8 | 16 |
| 270-0120 | EVOLUTION UNITARY ENCLOSURE | 2 | 0 | 0 | 34 | 68 |
| 270-0136 | SPLIT SQUARE PLATFORM | 1 | 4 | 4 | 103 | 103 |
| 270-0301 | SPLIT SQUARE PLATFORMCLOSURE ... | 1 | 4 | 4 | 108 | 108 |
| 370-0089 | LEAF CLIMBER 40" - 48" | 1 | 4 | 4 | 41 | 41 |
| 370-0231 | FORMIS LADDER 48 | 1 | 3 | 3 | 71 | 71 |
| 470-0075 | CRESCENT PLATFORM | 1 | 1 | 1 | 52 | 52 |
| 470-0755 | LUGE SLIDE, 48"-56" | 1 | 4 | 4 | 198 | 198 |
| 470-0802 | MONACO SLIDE, 32"-40" | 1 | 2 | 2 | 70.6 | 70.6 |
| 470-0804 | SLIDE HOOD, LOW SIDE WALL | 1 | 0 | 0 | 32 | 32 |
| 470-0808 | EVOLUTION ROOF BOTTOM EDGE | 2 | 0 | 0 | 13 | 26 |
| 470-0810 | SQUARE ROOF TOP EDGE, TWO SIDES | 1 | 0 | 0 | 14 | 14 |

| | | | | | | |
|----------|-----------------------|---|---|---|----|-----|
| 470-0867 | EVOLUTION SQUARE ROOF | 2 | 0 | 0 | 76 | 152 |
| 570-2664 | BEE PANEL | 1 | 2 | 2 | 45 | 45 |

2-5 Structure

| | | | | | | |
|------------------|----------------------|---|---|---|----|----|
| Intensity | | | | | | |
| 570-2703 | COLLISION RING PANEL | 1 | 1 | 1 | 48 | 48 |

2-5 Structure

| | | | | | | |
|---------------------|--------------------|---|---|---|----|----|
| Burke Basics | | | | | | |
| 580-1364 | LIL NOVO BEAN STEP | 1 | 1 | 1 | 28 | 28 |

Total User Capacity: 26

Total Weight: 1593 lbs.

COLOR SELECTION LIST | Default Color Option

GROUP 1 (Freestanding)

Post: Aqua
Panel: Purple-Gray-Purple
Plastic: Purple
Acc: Lemon
PSteel: Brown

GROUP 2 (2-5 Structure)

Deck: Brown
Post: Aqua
Flat: Purple
Acc: Lemon
Plastic: Purple
Panel: Purple-Gray-Purple

GROUP 3 (5-12 Structure)

Deck: Brown
Post: Aqua
Acc: Lemon
Flat: Purple
Panel: Purple-Gray-Purple
Plastic: Purple

GROUP 4 (StemPlay)

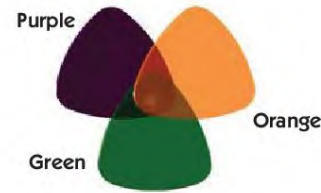
Post: Aqua
Acc: Lemon
Panel: Purple-Gray-Purple
Flat: Purple

COLORS THAT MOVE YOU


POWDER COAT PAINT



SOLIS HUE TOPPERS



ROCKIT CLIMBERS



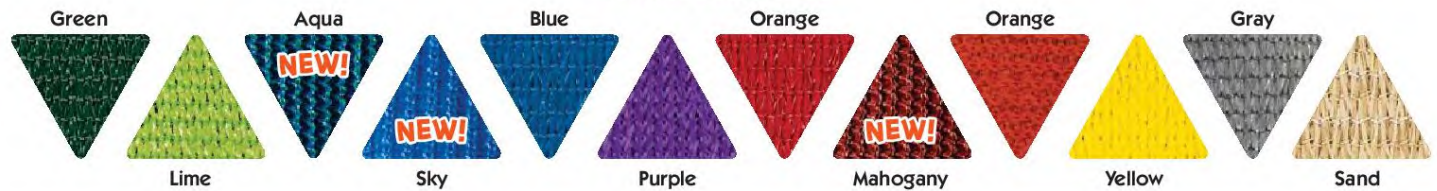
PLATFORMS



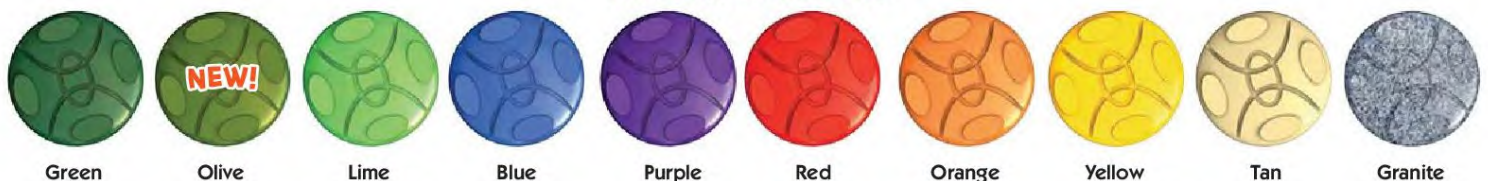
HDPE PLASTIC PANELS



SHADE CANOPIES



ROTOMOLD PLASTIC



VISIT BCIBURKE.COM/COLOR TO CUSTOMIZE YOUR PLAYGROUND COLORS!

BURKE GENERATIONS WARRANTY®

The Longest and Strongest warranty in the industry

BCI Burke Company, LLC ("Burke") warrants that all standard products are warranted to be free from defects in materials and workmanship, under normal use and service, for a period of one (1) year from the date of shipment.

We stand behind our products. In addition, the following products are warranted, under normal use and service from the date of shipment as follows:

- One Hundred (100) Year Limited Warranty on aluminum and steel upright posts (including Intensity®, Synergy™, Nucleus®, Voltage®, Little Buddies®, ELEVATE®, ACTIVATE®, INVIGORATE™) against structural failure due to corrosion, deterioration or workmanship.
- One Hundred (100) Year Limited Warranty on KoreKonnecT® clamps against structural failure due to corrosion, deterioration or workmanship.
- One Hundred (100) Year Limited Warranty on Hardware (nuts, bolts, washers)
- One Hundred (100) Year Limited Warranty on bolt-through fastening and clamp systems (Synergy™, Intensity®, Nucleus®, Voltage®, Little Buddies®, ELEVATE®).
- Twenty-Five (25) Year Limited Warranty on spring assemblies and aluminum cast animals.
- Fifteen (15) Year Limited Warranty on structure platforms and decks, metal roofs, table tops, bench tops, railings and barriers against structural failure due to materials or workmanship.
- Fifteen (15) Year Limited Warranty on all plastic components including StoneBorders against structural failure due to materials or workmanship.
- Ten (10) Year Limited Warranty on ShadePlay Canopies fabric, threads, and cables against degradation, cracking or material breakdown resulting from ultra-violet exposure, natural deterioration or manufacturing defects. This warranty is limited to the design loads as stated in the specifications.
- Ten (10) Year Limited Warranty on NaturePlay® Boulders and GFRC products against structural failure due to natural deterioration or workmanship. Natural wear, which may occur with any concrete product with age, is excluded from this warranty.
- Ten (10) Year Limited Warranty on Full Color Custom Signage against manufacturing defects that cause delamination or degradation of the sign. Full Color Custom Signs also carry a two (2) year warranty against premature fading of the print and graphics on the signs.
- Five (5) Year Limited Warranty on Intensity® and RopeVenture® cables and LEVEL X® flex bridge against premature wear due to natural deterioration or manufacturing defects. Determination of premature wear will be at the manufacturer's discretion.
- Five (5) Year Limited Warranty on moving parts, including swing components, against structural failure due to materials or workmanship.
- Five (5) Year Limited Warranty on PlayEnsemble® cables and mallets against defects in materials and workmanship.
- Three (3) Year Limited Warranty on electronic panel speakers, sound chips and circuit boards against electronic failure caused by manufacturing defects.

The warranty stated above is valid only if the equipment is erected in conformity with the layout plan and/or installation instructions furnished by BCI Burke Company, LLC using approved parts; have been maintained and inspected in accordance with BCI Burke Company, LLC instructions. Burke's liability and your exclusive remedy hereunder will be limited to repair or replacement of those parts found in Burke's reasonable judgment to be defective. Any claim made within the above stated warranty periods must be made promptly after discovery of the defect. A part is covered only for the original warranty period of the applicable part. Replacement parts carry the applicable warranty from the date of shipment of the replacement from Burke. After the expiration of the warranty period, you must pay for all parts, transportation and service charges.

Burke reserves the right to accept or reject any claim in whole or in part. Burke will not accept the return of any product without its prior written approval. Burke will assume transportation charges for shipment of the returned product if it is returned in strict compliance with Burke's written instructions.

THE FOREGOING WARRANTIES ARE EXCLUSIVE AND IN LIEU OF ANY OTHER WARRANTY, EXPRESS OR IMPLIED, INCLUDING BUT NOT LIMITED TO ANY IMPLIED WARRANTY OR MERCHANTABILITY OR FITNESS FOR A PARTICULAR PURPOSE. IF THE FOREGOING DISCLAIMER OF ADDITIONAL WARRANTIES IS NOT GIVEN FULL FORCE AND EFFECT, ANY RESULTING ADDITIONAL WARRANTY SHALL BE LIMITED IN DURATION TO THE EXPRESS WARRANTIES AND BE OTHERWISE SUBJECT TO AND LIMITED BY THE TERMS OF BURKE'S PRODUCT WARRANTY. SOME STATES DO NOT ALLOW THE EXCLUSION OF CERTAIN IMPLIED WARRANTIES, SO THE ABOVE LIMITATION MAY NOT APPLY TO YOU.

Warranty Exclusions: The above stated warranties do not cover: "cosmetic" defects, such as scratches, dents, marring, or fading; damage due to incorrect installation, vandalism, misuse, accident, wear and tear from normal use, exposure to extreme weather; immersion in salt or chlorine water, unauthorized repair or modification, abnormal use, lack of maintenance, or other cause not within Burke's control; and

Limitation of Remedies: Burke is not liable for consequential or incidental damages, including but not limited to labor costs or lost profits resulting from the use of or inability to use the products or from the products being incorporated in or becoming a component of any other product. If, after a reasonable number of repeated efforts, Burke is unable to repair or replace a defective or nonconforming product, Burke shall have the option to accept return of the product, or part thereof, if such does not substantially impair its value, and return the purchase price as the buyer's entire and exclusive remedy. Without limiting the generality of the foregoing, Burke will not be responsible for labor costs involved in the removal of products or the installation of replacement products. Some states do not allow the exclusion of incidental damages, so the above exclusion may not apply to you.

The environment near a saltwater coast can be extremely corrosive. Some corrosion and/or deterioration is considered "normal wear" in this environment. Product installed within 500 yards of a saltwater shoreline will only be covered for half the period of the standard product warranty, up to a maximum of five years, for defects caused by corrosion. Products installed in direct contact with saltwater or that are subjected to salt spray are not covered by the standard warranty for any defects caused by corrosion.

Contact your local Burke Representative for warranty information regarding Burke Turf® and Burke Tile products.

Terms of Sale

Pricing: Prices published in this catalog are in USD, are approximate and do not include shipping & handling, surfacing, installation nor applicable taxes. All prices are subject to change without notice. Contact your Burke representative for current pricing. Payments are to be made in USD.

Weights: Weights are approximate and may vary with actual orders.

Installation: All equipment is shipped unassembled. For a list of factory-certified installers in your area, please contact your Burke representative.

Specifications: Product specifications in this catalog were correct at the time of publication. However, product improvements are ongoing at Burke, and we reserve the right to change or discontinue specifications without notice.

Loss or Damage in Transit: A signed bill of lading is our receipt from a carrier that our shipment to you was complete and in good condition upon arrival. Before you sign, please check the Bill of Lading carefully when the shipment arrives to make sure nothing is missing and there are no damages. Once the shipment leaves our plant, we are no longer responsible for any damage, loss or shortage.

For more information regarding the warranty, call Customer Service at 920-921-9220 or 1-800-356-2070.

01/2021

Buell Recreation LLC
 7327 SW Barnes Rd #601
 Portland, OR 97225
 +1 5039221650
 admin@buellrecreation.com



Quote

| ADDRESS |
|--|
| Rockaway Beach City 276 S Hwy 101 Rockaway Beach, OR 97136 |

| SHIP TO |
|--|
| Rockaway Beach Park 220 S Anchor Street Rockaway Beach, OR 97136 |

| QUOTE # | DATE | EXPIRATION DATE |
|-----------|------------|-----------------|
| R23-0161B | 08/09/2023 | 09/09/2023 |

SALES REP
Kati

PROJECT
Option B

| ACTIVITY | QTY | RATE | AMOUNT |
|---|-----|------------|------------|
| Play Structure BCI Burke Structure per proposal #907-172316-1 | 1 | 149,650.00 | 149,650.00 |
| Sourcewell Discount Sourcewell Contract Discount per Contract #010521-BUR | 1 | -14,965.00 | -14,965.00 |
| Freight Shipping -does not include off loading Forklift generally required for offloading | 1 | 9,275.00 | 9,275.00 |
| Materials Only This quote is for materials only and does not include installation or unloading of product. | 1 | 0.00 | 0.00 |
| Buell Billing Please make payment to Buell Recreation and email to rachel@buellrecreation.com | 1 | 0.00 | 0.00 |
| Sourcewell Contract Sourcewell Publicly Solicited Contract #: 010521-BUR Rockaway Beach ID# 129063 https://www.sourcewell-mn.gov/ | 1 | 0.00 | 0.00 |
| Lead Time Lead Time is approx. 13-14 weeks from receipt of your completed order and payment (if required). Lead times can fluctuate so please inquire upon time of ordering. We are making every effort to increase our capacity and improve our lead times. | 1 | 0.00 | 0.00 |

PLACING AN ORDER: Upon ordering please review and return this signed quote with a copy of your purchase order and tax exempt certificate, if applicable. Please mark any changes on the quote such as billing/shipping address, drivers contact and color selection. IF INSTALLATION IS INCLUDED: This quote does not include Prevailing Wages, Davis Bacon Wages or Performance Bonds unless noted. Owner is responsible for site preparation unless otherwise noted.

TOTAL


\$143,960.00

Accepted By

Accepted Date







Buell Recreation

7327 Barnes Road #601 | Portland, OR 97725 | 503-922-1650

Proposal 907-172351-1 | 8/2/2023

August 02, 2023

Luke Shepard
Rockaway Beach
276 South Hwy 101
Rockaway Beach, OR 97136
Phone: 516.992.7200x810

Dear Luke Shepard:

Buell Recreation is delighted to provide Rockaway Beach with this playground equipment proposal.

This design was developed with your specific needs in mind, and we look forward to discussing this project further with you to ensure your complete satisfaction. Buell Recreation is confident that this proposal will satisfy Rockaway Beach's functional, environmental, and safety requirements -- and most importantly -- bring joy and excitement to the children and families directly benefiting from your new playground.

You have our personal commitment to support this project and your organization in every manner possible, and we look forward to developing a long-standing relationship with Rockaway Beach. We appreciate your consideration and value this opportunity to earn your business.

Sincerely,

Kati Radziwon
Sales Representative

Buell Recreation
7327 Barnes Road #601
Portland, OR 97725
www.buellrecreation.com
www.bciburke.com

Phone: 503-922-1650
Fax: 866-597-0033
kati@buellrecreation.com

COOPERATIVE PURCHASING OPTIONS

PLAYGROUNDS WITHOUT ALL THE PAPERWORK

Purchasing with contracts may sound intimidating, but getting your community playspace doesn't need to be a painful process of writing specifications, issuing RFP's and jumping through hoops – it can be simplified – we promise! As you continue planning for your new commercial playground, review the Purchasing Contracts offered through our partners. Purchasing with one of these contracts simplifies the process and ensures the design and intent remain the same – serving as a place for your community to gather, grow and thrive.

EQUALIS GROUP

Equalis is an innovative cooperative purchasing organization that believes in the power of partnership and that when you work together you achieve more. The basic premise of the Equalis cooperative purchasing organization is to leverage the combined buying power of all members for better pricing and favorable contract terms. Equalis Group uses the lead agency model for competitively bid contracts, provides our participants the savings they expect and offers efficiencies and peace of mind within the procurement process. It is our mission to continuously improve the measurable and meaningful impact of cooperative services for everyone throughout the supply chain.

OMNIA PARTNERS

OMNIA Partners, Public Sector (Subsidiary National IPA) is the largest and most experienced organization in purchasing and supply chain management. Comprised of participants and suppliers in the public sector, we bring together industry-leading buying power and world-class suppliers to offer an extensive portfolio of competitively solicited and publicly awarded contracts and partnerships. OMNIA Partners is proud to offer more value and resources to state and local government, higher education, K-12 education and non-profits.

HGACBUY

Purchasing Burke playground equipment through HGACBuy gives your agency access to volume purchasing agreements and discounts, and there's no need to incur the time and expense of writing specs, issuing RFPs, advertising and evaluating bids. This can shorten your procurement cycle by months, while ensuring compliance with competitive bidding requirements.

SOURCEWELL

As a leader in cooperative purchasing, Sourcewell is passionate about helping members fulfill their public service missions. Sourcewell builds strong relationships with members and vendors to develop practical solutions together.

The easiest way to Join Our Movement is to call your local Representative at 800.266.1250 or visit bciburke.com/rep. Our passion is bringing play to communities like yours and we can't wait to help you get started!



BIBA® PLAYGROUND GAMES

ADD MORE PLAY, MOVEMENT AND FUN

Biba brings more engagement, more fun and more people to play. It's another way to view and expand Play That Moves You. Biba on a playground brings games to kids, families and communities that meet them where they are and challenges them to spend more time outdoors moving, playing and developing skills that transcend the playground. At its core, Biba features a variety of games including popular and recognizable characters that will engage and expand the play value of Burke playgrounds like never before. Biba brings imagination, movement and fun that can't be found anywhere else! All you need is the Biba App, a Burke playground featuring Biba and the readiness for a whole new kind of playground experience.

PLAY TOGETHER

Engaging kids and families and creating an experience that fosters social, emotional, physical and cognitive development is part of what Biba on a Burke playground offers. When everyone is engaged, more time is spent at the playground getting that much-needed movement, building relationships and having fun outside.

PLAY GAMES

Getting all the latest in playground games from the leader in outdoor mobile gaming is easy – just download the FREE App and find the nearest Biba playground and start having fun!

PLAYGROUND ENHANCEMENT

Breathing new life into your existing playspace comes from finding fresh, innovative and fun ways to use the space. Enter Biba. Taking an existing playground and adding Biba expands the play value of your existing environment and enhances the playground experience so that every adventure is new again.

STATS IN PLAY

Yes, stats in play...you read that right! With Biba on your playground, you can have statistics at your fingertips. These statistics help parents follow along with their children's progress, while helping park managers understand their park usage, comparing playground facility usage and helping provide quantitative data to support future budget requests. Stats and play unite with Biba!

CALL YOUR LOCAL REPRESENTATIVE AT 800.266.1250 OR VISIT BCIBURKE.COM/BIBA TO LEARN MORE.



Trademarks for Biba are the property of Biba Ventures Inc. © Copyright 2021 Biba Ventures Inc.



BCIBURKE.COM

Burke

800.266.1250

DESIGN SUMMARY

Buell Recreation is very pleased to present this Proposal for consideration for the Rockaway Beach Park located in Rockaway Beach. BCI Burke Company, LLC has been providing recreational playground equipment for over 100 years and has developed the right mix of world-class capabilities to meet the initial and continuing needs of Rockaway Beach. We believe our proposal will meet or exceed your project's requirements and will deliver the greatest value to you.

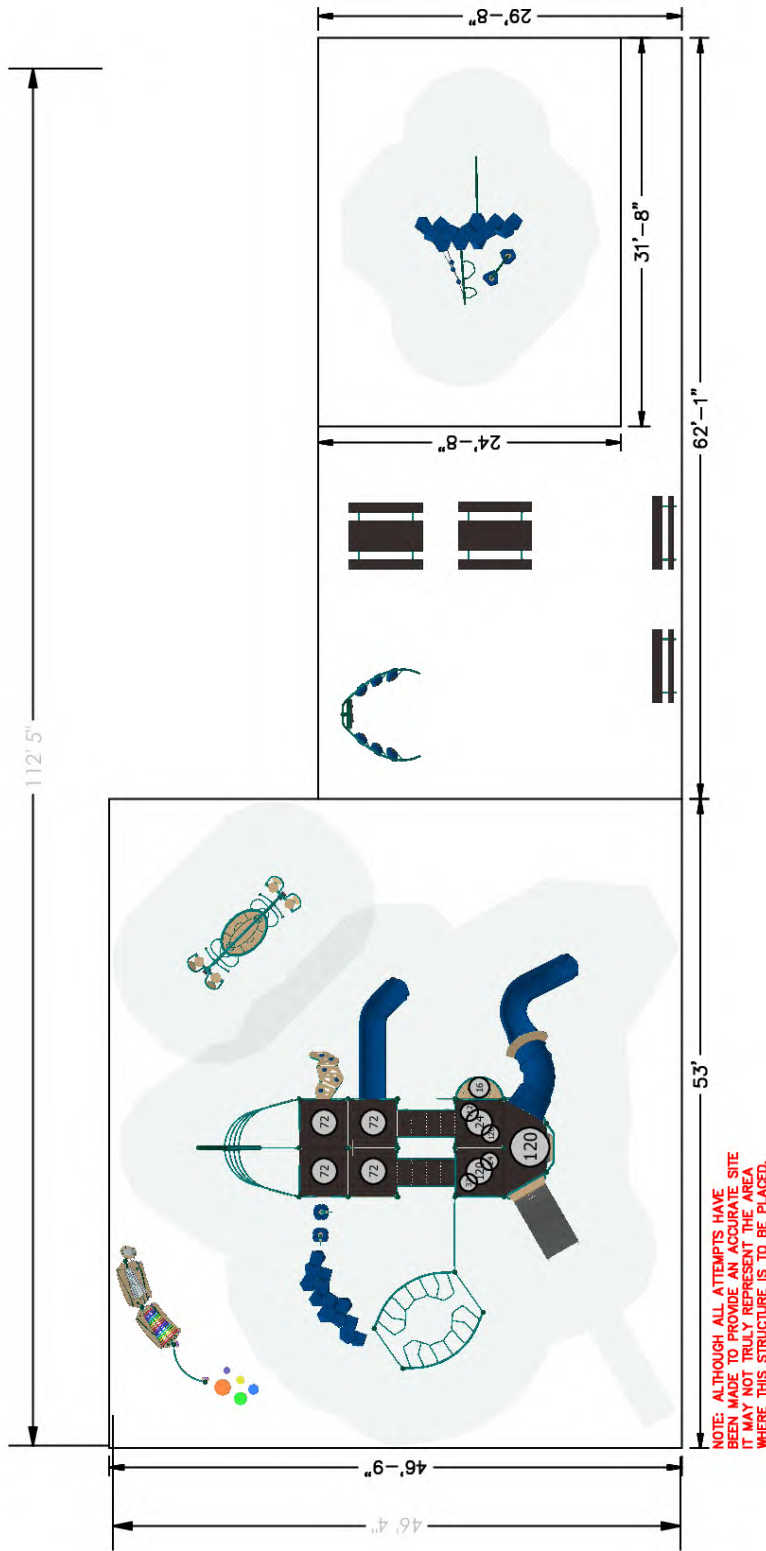
The following is a summary of some of the key elements of our Proposal:

- Project Name: Rockaway Beach Park
- Project Number: 907-172351-1
- User Capacity: 181
- Age Groups: 5 to 12, 2 to 12
- Dimensions: 112' 4"x46' 3"
- Designer Name: Luke Schueller

Buell Recreation has developed a custom playground configuration based on the requirements as they have been presented for the Rockaway Beach Park playground project. Our custom design will provide a safe and affordable playground environment that is aesthetically pleasing, full of fun for all users and uniquely satisfies your specific requirements. In addition, proposal # 907-172351-1 has been designed with a focus on safety, and is fully compliant with ASTM F1487 and CPSC playground safety standards.

We invite you to review this proposal for the Rockaway Beach Park playground project and to contact us with any questions that you may have.

Thank you in advance for giving us the opportunity to make this project a success.



The use and layout of play components identified in this plan conform to the CPSC guidelines. U.S. CPSC recommends the separation of age groups in playground layouts.

| PLAYGROUND ACCESSIBILITY (Provided/Required) | | | | |
|--|-----------------|----------------------------|------------------------|------------------------|
| TOTAL EVENTS | ELEVATED EVENTS | TRANSFER ACCESSIBLE EVENTS | RAMP ACCESSIBLE EVENTS | TYPES OF GROUND EVENTS |
| 33 | 11 / 6 | 11 / 0 | 0 / 0 | 22 / 4 9 / 3 |

OVERALL BOUNDING OF USE ZONES
 Area: 5201.4 sq.ft.
 Perimeter: 317.3 ft.
STRUCTURE SIZE: 46' 4" x 112' 5"
POST SIZE(S): 5"

**The space requirements shown here are to ASTM standards. Requirements for other standards may be different.

SERIES LINE: Burke Basics | Nucleus | Intensity

GROUP:
 5-12 Structure | Playensemble | Freestanding

DESIGNED FOR AGES:
 5 to 12, 2 to 12

Rockaway Beach Park
 Rockaway Beach, OR 97136

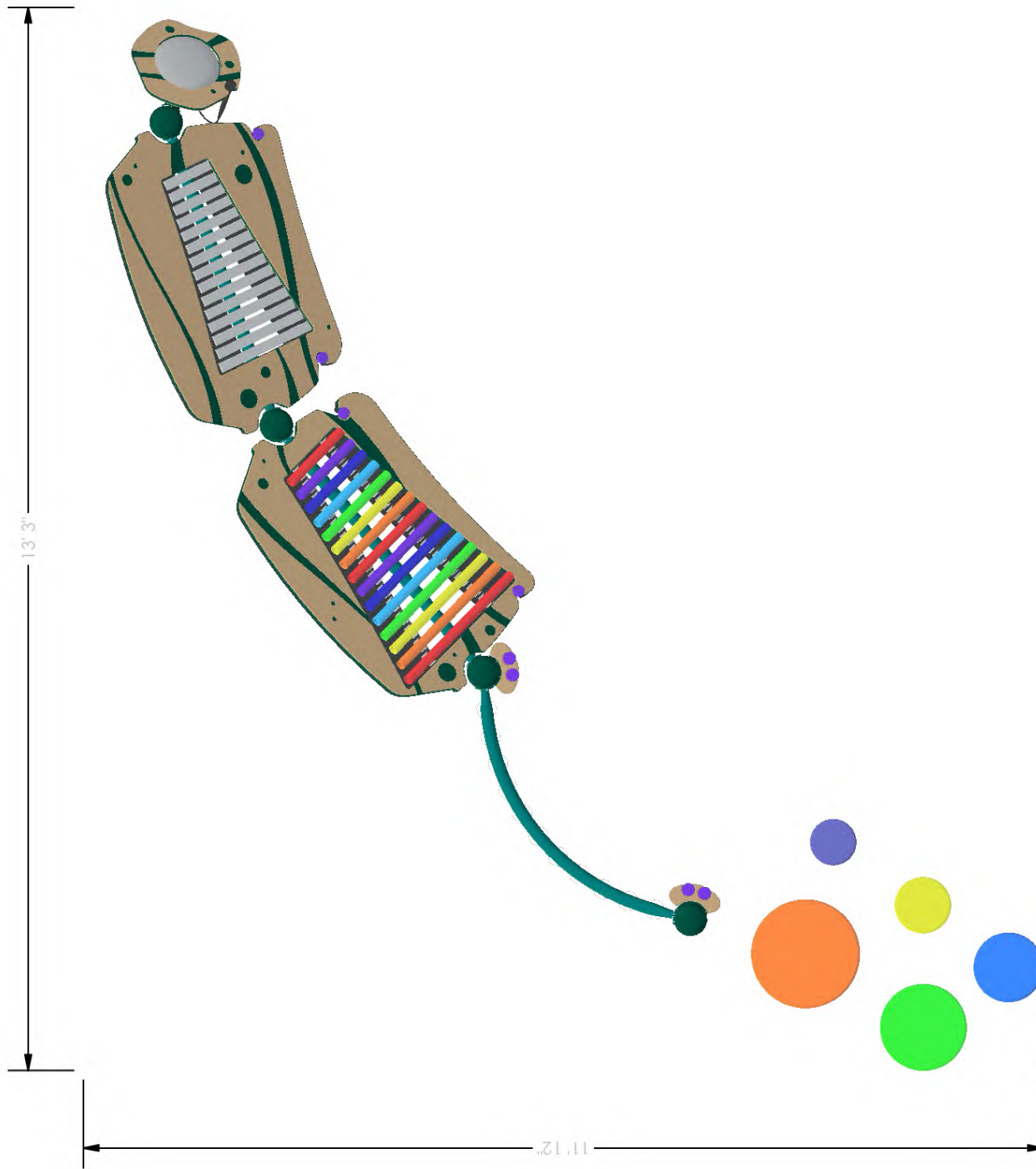
Burke
 PLAY THAT MOVES YOU.

SITE PLAN VIEW

08/02/2023

Buell Recreation
907-172351-1

Designer: Luke Schueller



The use and layout of play components identified in this plan conform to the CPSC guidelines. U.S. CPSC recommends the separation of age groups in playground layouts.

| PLAYGROUND ACCESSIBILITY (Provided/Required) | | | | |
|--|-----------------|----------------------------|------------------------|------------------------|
| TOTAL EVENTS | ELEVATED EVENTS | TRANSFER ACCESSIBLE EVENTS | RAMP ACCESSIBLE EVENTS | TYPES OF GROUND EVENTS |
| 33 | 11 / 6 | 11 / 0 | 0 / 0 | 22 / 4 9 / 3 |

OVERALL BOUNDING OF USE ZONES
 Area: 157.4 sq.ft.
 Perimeter: 50.2 ft.
STRUCTURE SIZE: 11' 12"x13' 3"
POST SIZE(S): 5"

**The space requirements shown here are to ASTM standards. Requirements for other standards may be different.

SERIES LINE: Nucleus

GROUP:
Playensemble

DESIGNED FOR AGES:
2 to 12

Rockaway Beach Park
Rockaway Beach, OR 97136


Burke
PLAY THAT MOVES YOU.

SITE PLAN VIEW

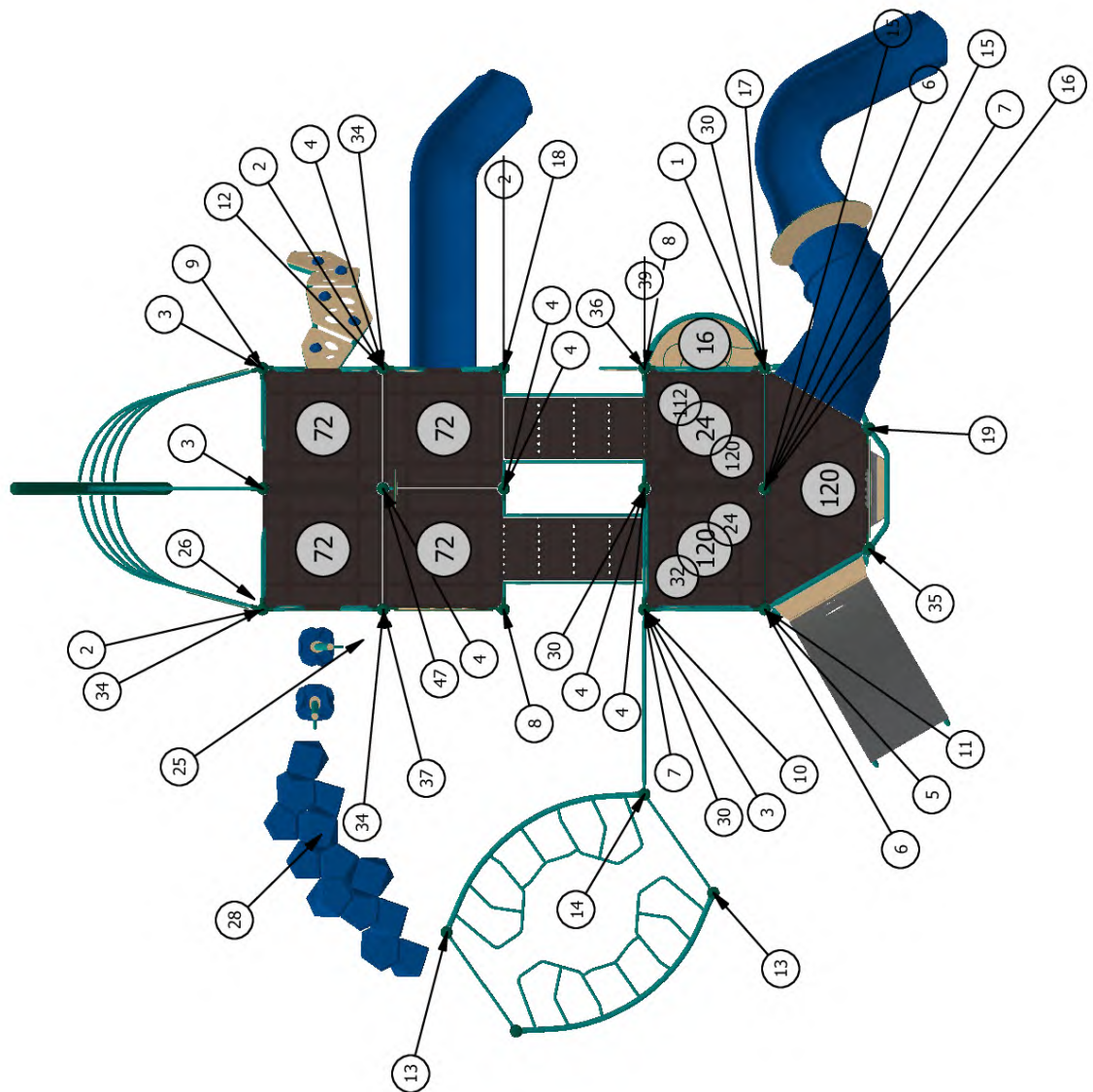
08/02/2023

Buell Recreation
907-172351-1

Designer: Luke Schueller



The use and layout of play components identified in this plan conform to the CPSC guidelines. U.S. CPSC recommends the separation of age groups in playground layouts.



SERIES LINE: Nucleus | Intensity | Burke Basics

COMPONENT VIEW

GROUP:
5-12 Structure

Rockaway Beach Park
Rockaway Beach, OR 97136

08/02/2023

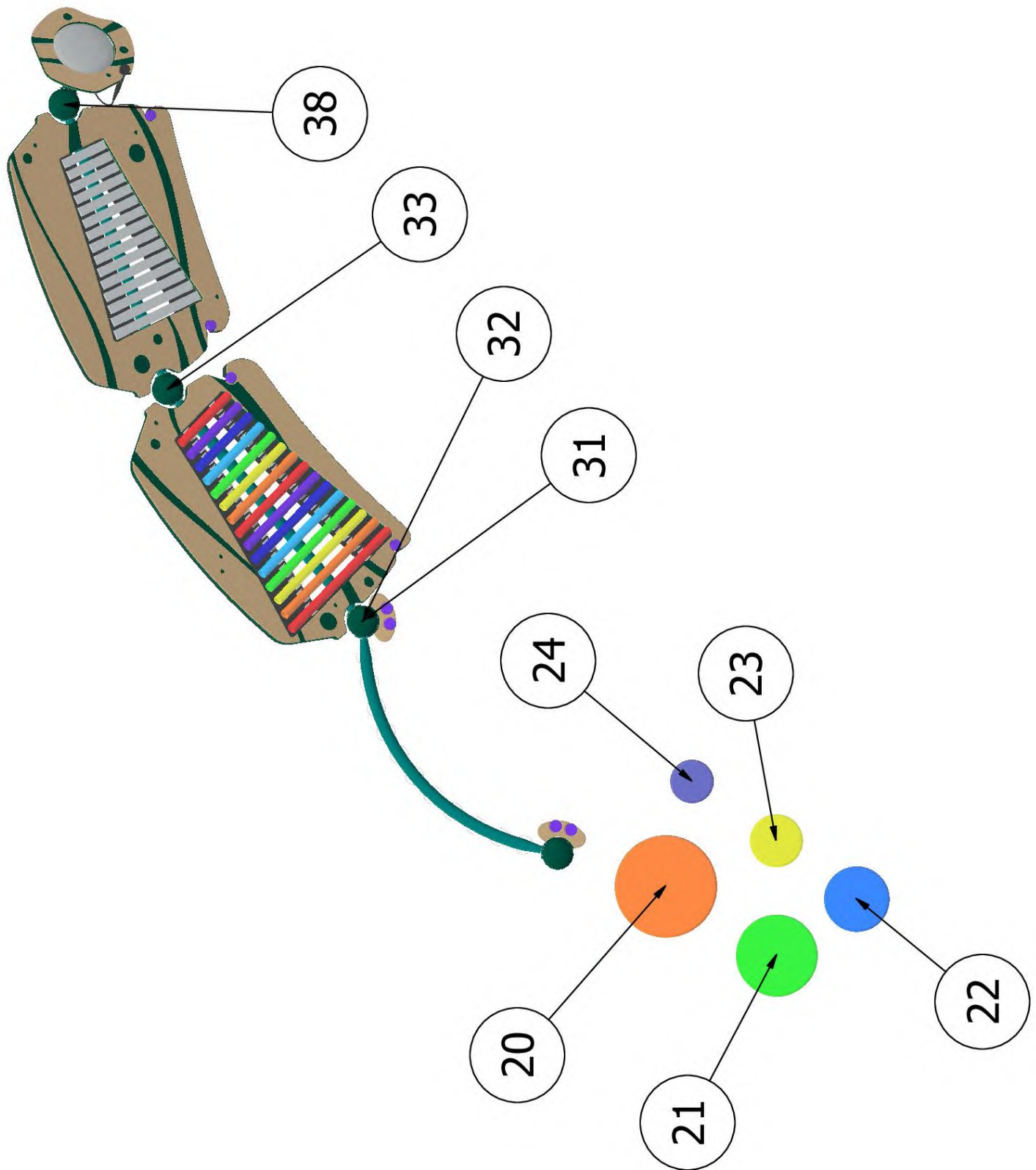
DESIGNED FOR AGES:
5 to 12

Burke
PLAY THAT MOVES YOU

Buell Recreation
907-172351-1

Designer: Luke Schueller

BCI BURKE COMPANY, LLC | PO BOX 549 FOND DU LAC, WI 54936-0549 | 920.921.9220 | BCIBURKE.COM



SERIES LINE: Nucleus

GROUP:
Playensemble

DESIGNED FOR AGES:
2 to 12

Rockaway Beach Park
Rockaway Beach, OR 97136

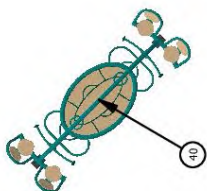
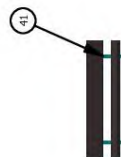
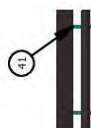
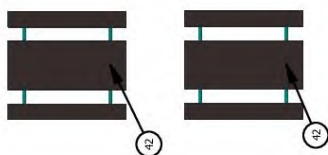
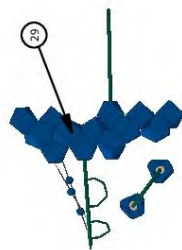
Burke
PLAY THAT MOVES YOU

COMPONENT VIEW

08/02/2023

Buell Recreation
907-172351-1

Designer: Luke Schueller



SERIES LINE: Burke Basics

GROUP:
Freestanding

DESIGNED FOR AGES:
2 to 12

Rockaway Beach Park
Rockaway Beach, OR 97136

Burke
PLAY THAT MOVES YOU

COMPONENT VIEW

08/02/2023

Buell Recreation
907-172351-1

Designer: Luke Schueller

| ITEM | COMP. | DESCRIPTION |
|------|----------|--|
| 1 | 270-0009 | 8" CLOSURE PLATE, ELLIPSE |
| 2 | 270-0120 | EVOLUTION UNITARY ENCLOSURE |
| 3 | 270-0122 | EVOLUTION OFFSET ENCLOSURE |
| 4 | 270-0130 | SQUARE PLATFORM |
| 5 | 270-0132 | HALF HEXAGON PLATFORM |
| 6 | 270-0292 | EVOLUTION CENTER MOUNT ENCLOSURE |
| 7 | 270-0301 | SPLIT SQUARE PLATFORMCLOSURE PLATE |
| 8 | 370-0041 | EVOLUTION 40" TRANSITION STAIR W/ BARRIERS |
| 9 | 370-0141 | SHIP BOW CLIMBER 72" |
| 10 | 370-0204 | LINX LEVITATE CLIMBER |
| 11 | 370-0224 | VICTORY CLIMBER |
| 12 | 370-0234 | FORMIS LADDER 72 |
| 13 | 370-0247 | END RUNGS |
| 14 | 370-1684 | ROUND-A-BOUT, NUCLEUS |
| 15 | 370-1703 | NUCLEUS CORE CROSS SUPPORT |
| 16 | 370-1709 | NUCLEUS CORE TRANSFER BELT |
| 17 | 470-0075 | CRESCENT PLATFORM |
| 18 | 470-0741 | VIPER R 64-72 W/O HOOD |
| 19 | 470-0788 | COBRA SLIDE FUSION "S" RIGHT 120" |
| 20 | 560-0055 | PLAYENSEMBLE CIRQUE DRUM V |
| 21 | 560-0056 | PLAYENSEMBLE CIRQUE DRUM IV |
| 22 | 560-0057 | PLAYENSEMBLE CIRQUE DRUM III |
| 23 | 560-0058 | PLAYENSEMBLE CIRQUE DRUM II |
| 24 | 560-0059 | PLAYENSEMBLE CIRQUE DRUM I |
| 25 | 560-0066 | FS APPROACH CLIMBER, 3 POD |
| 26 | 560-0068 | FS APPROACH CLIMBER, 5 POD |
| 27 | 560-2625 | MOVMNT INCLUSIVE, FREESTANDING |
| 28 | 560-2711 | EKO ARCH FREE |
| 29 | 560-2715 | EKO ULTIMATE |
| 30 | 570-0100 | EVOLUTION BARRIER |
| 31 | 570-0410 | PLAYENSEMBLE TITAN CHIMES |
| 32 | 570-0411 | PLAYENSEMBLE SUPINE CHIMES HUE |
| 33 | 570-0412 | PLAYENSEMBLE TERRA METALLOPHONE |
| 34 | 570-0742 | SHIP BOARD PANEL 17", BELOW PLATFORM |
| 35 | 570-1863 | RAIN WHEEL PANEL |
| 36 | 570-2706 | CHIMES CRESCENT PANEL, LEFT |
| 37 | 570-2713 | HIDE THE NUMBERS PANEL |
| 38 | 570-2732 | PLAYENSEMBLE BABEL DRUM |
| 39 | 570-2737 | PINBALL PANEL |
| 40 | 570-2745 | ORB ROCKER |
| 41 | 580-0172 | 6' PVC TRADITIONAL BENCH W/BACK, STATIONARY |
| 42 | 580-0176 | 6' PVC TRADITIONAL PICNIC TABLE, PORTABLE |

SERIES LINE:

GROUP:
5-12 Structure | Playensemble | Freestanding

DESIGNED FOR AGES:

Rockaway Beach Park
Rockaway Beach, OR 97136

Burke
PLAY THAT MOVES YOU

COMPONENT VIEW

08/02/2023

Buell Recreation
907-172351-1

Designer: Luke Schueller

| ITEM | COMP. | DESCRIPTION |
|------|----------|---------------------------------------|
| 43 | 600-0104 | NPPS SUPERVISION SAFETY KIT |
| 44 | 660-0101 | INSTALL KIT, BURKE BASICS - PAINT |
| 45 | 660-0103 | MAINTENANCE KIT, STRUCTURE |
| 46 | 660-0104 | INSTALLATION KIT, STRUCTURE |
| 47 | 670-0408 | POST MOUNTED SHIP'S WHEEL ASSEMBLY |

SERIES LINE:

GROUP:
5-12 Structure | Playensemble | Freestanding

DESIGNED FOR AGES:

Rockaway Beach Park
Rockaway Beach, OR 97136

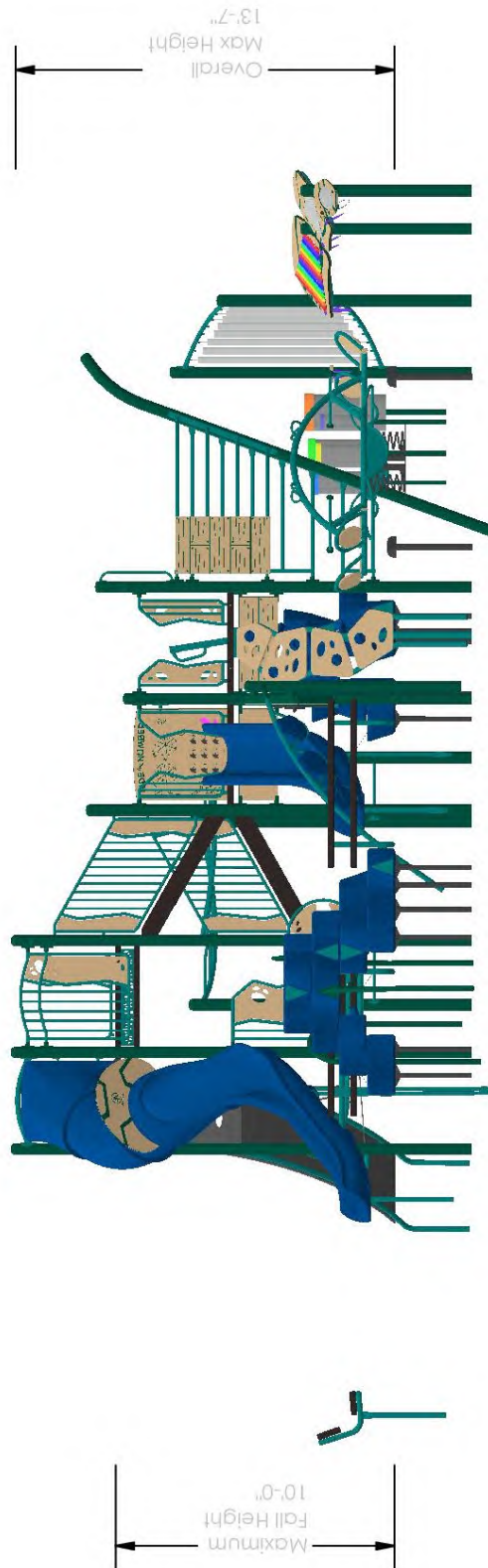
Burke
PLAY THAT MOVES YOU

COMPONENT VIEW

08/02/2023

Buell Recreation
907-172351-1

Designer: Luke Schueller



SERIES LINE: Burke Basics | Nucleus | Intensity

ELEVATION VIEW

GROUP:
5-12 Structure | Playensemble | Freestanding

Rockaway Beach Park
Rockaway Beach, OR 97136

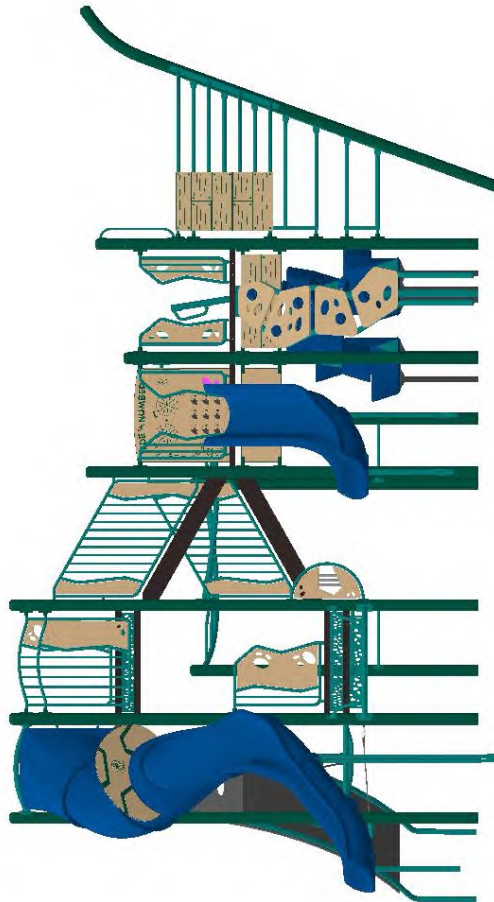
08/02/2023

DESIGNED FOR AGES:
5 to 12, 2 to 12

Burke
PLAY THAT MOVES YOU

Buell Recreation
907-172351-1

Designer: Luke Schueller



SERIES LINE: Nucleus | Intensity | Burke Basics

ELEVATION VIEW

GROUP:
5-12 Structure

Rockaway Beach Park
Rockaway Beach, OR 97136

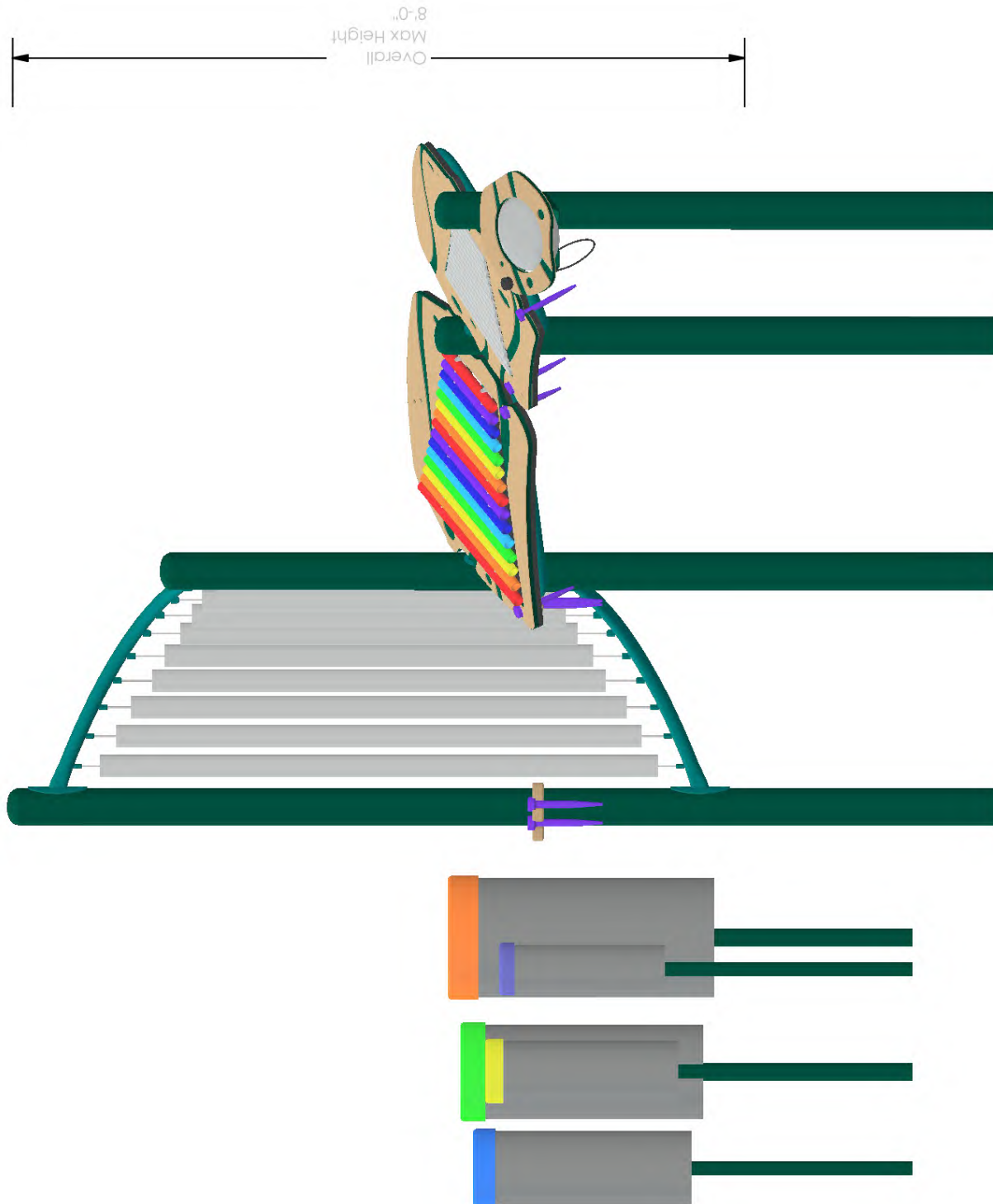
08/02/2023

DESIGNED FOR AGES:
5 to 12

Burke
PLAY THAT MOVES YOU

Buell Recreation
907-172351-1

Designer: Luke Schueller



SERIES LINE: Nucleus

GROUP:
Playensemble

DESIGNED FOR AGES:
2 to 12

Rockaway Beach Park
Rockaway Beach, OR 97136

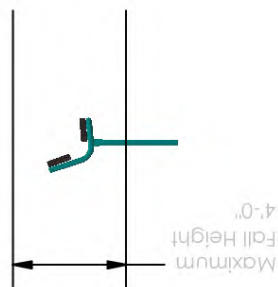

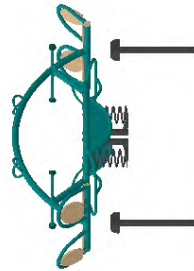
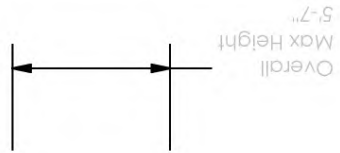
Burke
PLAY THAT MOVES YOU

ELEVATION VIEW

08/02/2023

Buell Recreation
907-172351-1

Designer: Luke Schueller



SERIES LINE: Burke Basics

GROUP:
Freestanding

DESIGNED FOR AGES:
2 to 12

Rockaway Beach Park
Rockaway Beach, OR 97136

Burke
PLAY THAT MOVES YOU

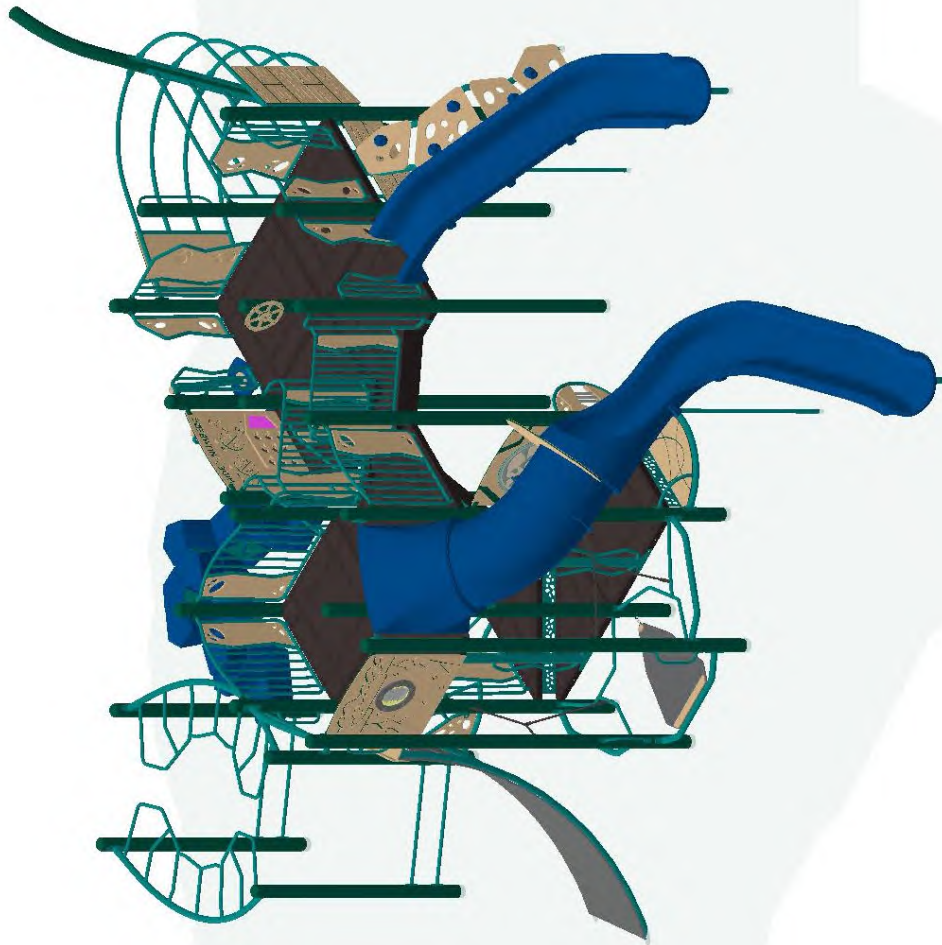
ELEVATION VIEW

08/02/2023

Buell Recreation
907-172351-1

Designer: Luke Schueller





SERIES LINE: Nucleus | Intensity | Burke Basics

ISOMETRIC VIEW

GROUP:
5-12 Structure

Rockaway Beach Park
Rockaway Beach, OR 97136

08/02/2023

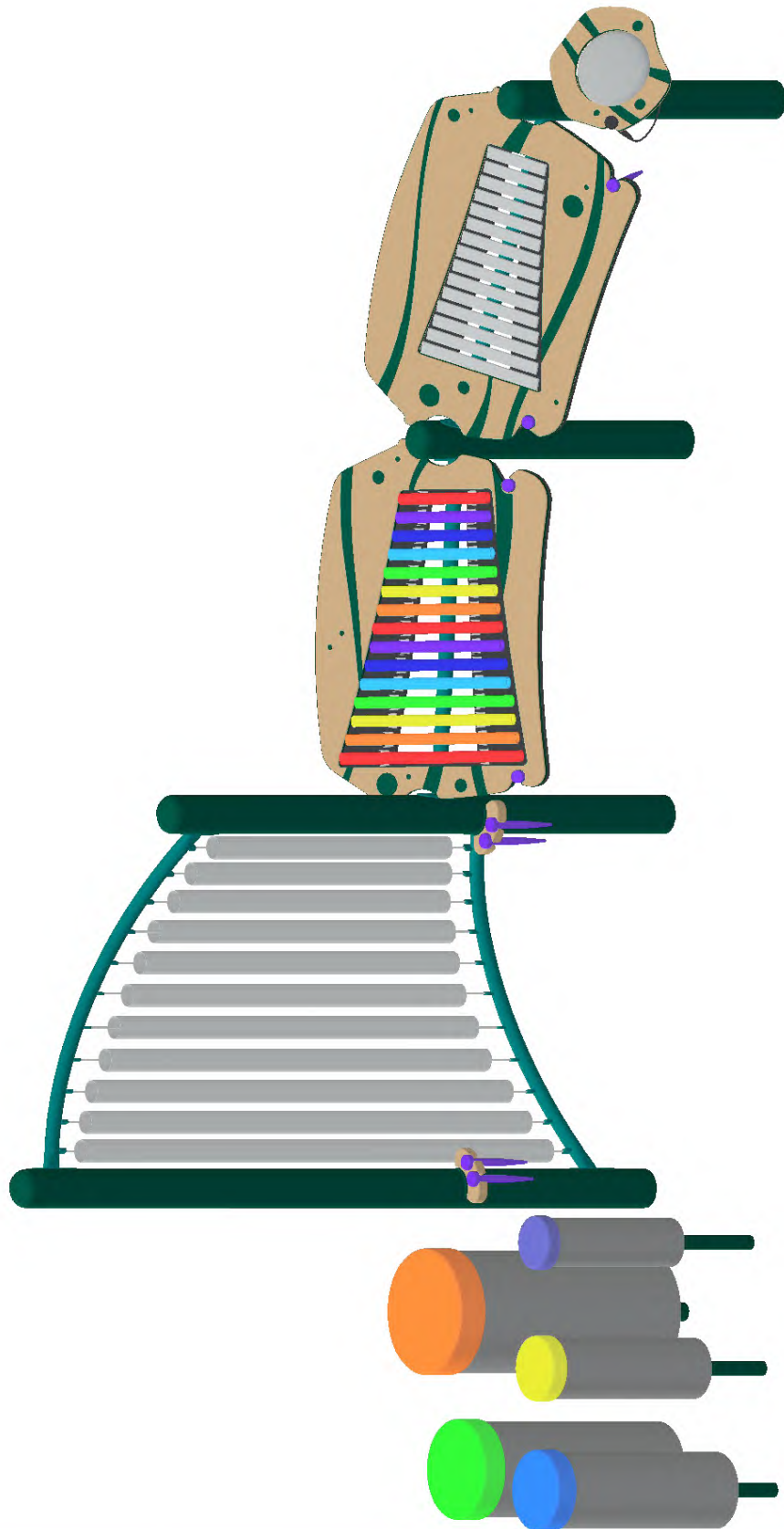
DESIGNED FOR AGES:
5 to 12

Burke
PLAY THAT MOVES YOU

Buell Recreation
907-172351-1

Designer: Luke Schueller

BCI BURKE COMPANY, LLC | PO BOX 549 FOND DU LAC, WI 54936-0549 | 920.921.9220 | BCIBURKE.COM



SERIES LINE: Nucleus

GROUP:
Playensemble

DESIGNED FOR AGES:
2 to 12

Rockaway Beach Park
Rockaway Beach, OR 97136

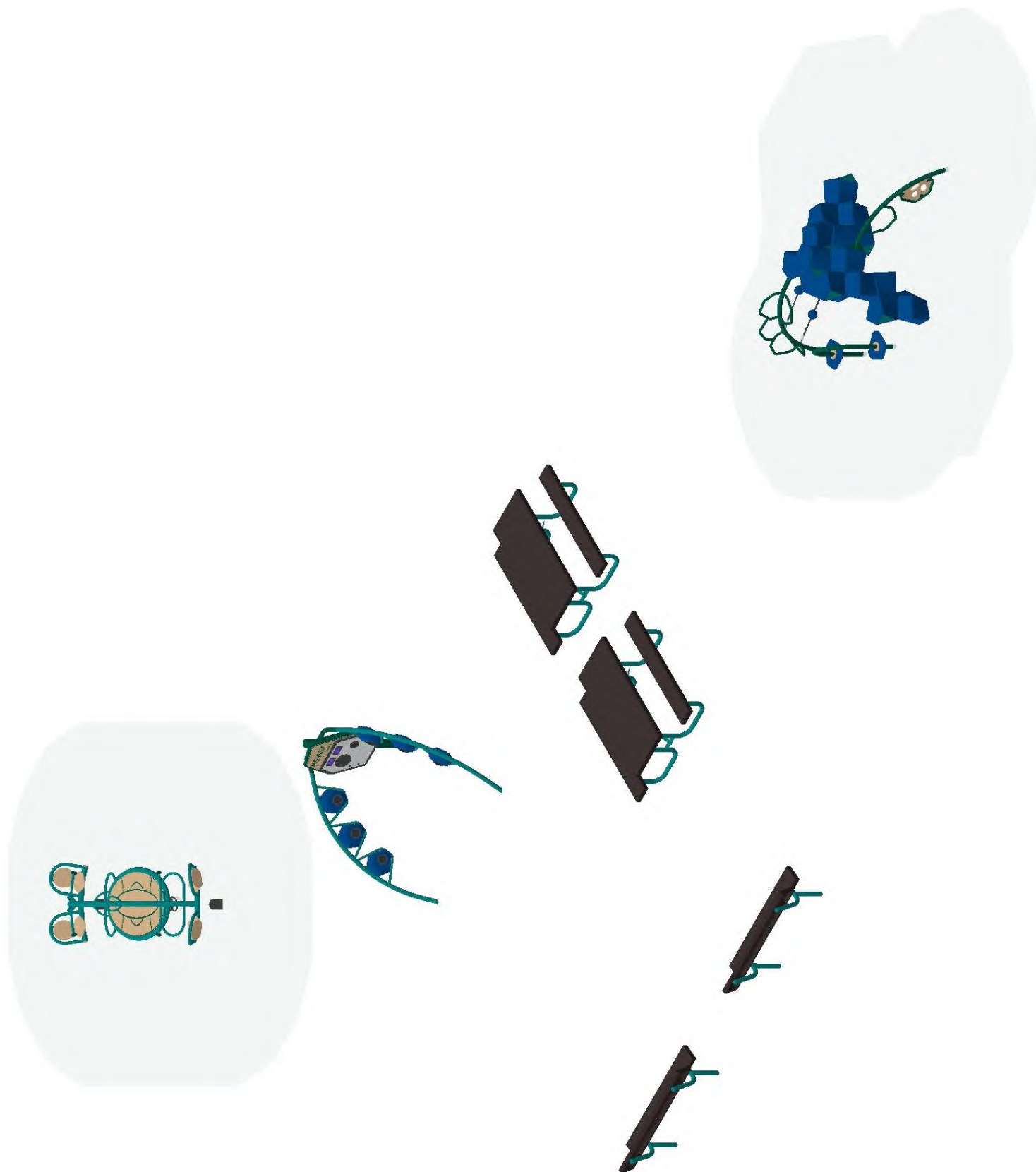
Burke
PLAY THAT MOVES YOU

ISOMETRIC VIEW

08/02/2023

Buell Recreation
907-172351-1

Designer: Luke Schueller



SERIES LINE: Burke Basics

GROUP:
Freestanding

DESIGNED FOR AGES:
2 to 12

Rockaway Beach Park
Rockaway Beach, OR 97136

Burke
PLAY THAT MOVES YOU

ISOMETRIC VIEW

08/02/2023

Buell Recreation
907-172351-1

Designer: Luke Schueller

The play components identified in this proposal are IPEMA certified. The use and layout of these components conform to the requirements of ASTM F1487. To verify product certification, visit www.ipema.org.



The space requirements shown in this proposal are to ASTM standards. Requirements for other standards may be different.

| Component No. | Description | Qty | User Cap | Ext. User Cap | Weight | Ext. Weight |
|-----------------------|----------------------------------|-----|----------|---------------|--------|-------------|
| 5-12 Structure | | | | | | |
| Nucleus | | | | | | |
| 072-0500-120C | 5" OD X 120" CAPPED POST | 4 | 0 | 0 | 63 | 252 |
| 072-0500-140C | 5" OD X 140" CAPPED POST | 1 | 0 | 0 | 74 | 74 |
| 072-0500-148C | 5" OD X 148" CAPPED POST | 5 | 0 | 0 | 78 | 390 |
| 072-0500-160C | 5" OD X 160" CAPPED POST | 1 | 0 | 0 | 84 | 84 |
| 072-0500-164C | 5" OD X 164" CAPPED POST | 2 | 0 | 0 | 86 | 172 |
| 072-0500-180C | 5" OD X 180" CAPPED POST | 1 | 0 | 0 | 94 | 94 |
| 072-0500-188C | 5" OD X 188" CAPPED POST | 1 | 0 | 0 | 99 | 99 |
| 072-0500-196C | 5" OD X 196" CAPPED POST | 6 | 0 | 0 | 103 | 618 |
| 072-0504-10B | 5" OD X 10" STUBBY POST | 1 | 0 | 0 | 6 | 6 |
| 270-0009 | 8" CLOSURE PLATE, ELLIPSE | 1 | 0 | 0 | 8 | 8 |
| 270-0120 | EVOLUTION UNITARY ENCLOSURE | 3 | 0 | 0 | 34 | 102 |
| 270-0122 | EVOLUTION OFFSET ENCLOSURE | 3 | 0 | 0 | 34 | 102 |
| 270-0130 | SQUARE PLATFORM | 6 | 6 | 36 | 106 | 636 |
| 270-0132 | HALF HEXAGON PLATFORM | 1 | 6 | 6 | 144 | 144 |
| 270-0292 | EVOLUTION CENTER MOUNT ENCLOSURE | 2 | 0 | 0 | 40 | 80 |
| 270-0301 | SPLIT SQUARE PLATFORMCLOSURE ... | 2 | 4 | 8 | 108 | 216 |
| 370-0041 | EVOLUTION 40" TRANSITION STAI... | 2 | 8 | 16 | 301 | 602 |
| 370-0141 | SHIP BOW CLIMBER 72" | 1 | 12 | 12 | 371 | 371 |
| 370-0204 | LINX LEVITATE CLIMBER | 1 | 6 | 6 | 223 | 223 |
| 370-0224 | VICTORY CLIMBER | 1 | 1 | 1 | 328 | 328 |
| 370-0234 | FORMIS LADDER 72 | 1 | 6 | 6 | 115 | 115 |
| 370-0247 | END RUNGS | 2 | 1 | 2 | 10 | 20 |
| 370-1703 | NUCLEUS CORE CROSS SUPPORT | 2 | 0 | 0 | 32 | 64 |
| 370-1709 | NUCLEUS CORE TRANSFER BELT | 1 | 2 | 2 | 60 | 60 |
| 470-0075 | CRESCENT PLATFORM | 1 | 1 | 1 | 52 | 52 |
| 470-0741 | VIPER R 64-72 W/O HOOD | 1 | 2 | 2 | 152 | 152 |
| 470-0788 | COBRA SLIDE FUSION "S" RIGHT ... | 1 | 2 | 2 | 324 | 324 |
| 570-0100 | EVOLUTION BARRIER | 3 | 0 | 0 | 52 | 156 |
| 570-0742 | SHIP BOARD PANEL 17", BELOW P... | 3 | 0 | 0 | 22 | 66 |
| 570-1863 | RAIN WHEEL PANEL | 1 | 2 | 2 | 59 | 59 |
| 570-2706 | CHIMES CRESCENT PANEL, LEFT | 1 | 1 | 1 | 17 | 17 |
| 570-2713 | HIDE THE NUMBERS PANEL | 1 | 2 | 2 | 69 | 69 |
| 570-2737 | PINBALL PANEL | 1 | 1 | 1 | 53 | 53 |
| 600-0104 | NPPS SUPERVISION SAFETY KIT | 1 | 0 | 0 | 3 | 3 |
| 660-0103 | MAINTENANCE KIT, STRUCTURE | 1 | 0 | 0 | 7 | 7 |
| 660-0104 | INSTALLATION KIT, STRUCTURE | 1 | 0 | 0 | 5 | 5 |
| 670-0408 | POST MOUNTED SHIP'S WHEEL ASS... | 1 | 1 | 1 | 7 | 7 |

5-12 Structure

Intensity

| | | | | | | |
|----------|-----------------------|---|----|----|-----|-----|
| 370-1684 | ROUND-A-BOUT, NUCLEUS | 1 | 12 | 12 | 115 | 115 |
|----------|-----------------------|---|----|----|-----|-----|

5-12 Structure

Burke Basics

| | | | | | | |
|----------|----------------------------|---|----|----|-----|-----|
| 560-0066 | FS APPROACH CLIMBER, 3 POD | 1 | 3 | 3 | 60 | 60 |
| 560-0068 | FS APPROACH CLIMBER, 5 POD | 1 | 5 | 5 | 84 | 84 |
| 560-2711 | EKO ARCH FREE | 1 | 13 | 13 | 257 | 257 |

Total User Capacity: 140
Total Weight: 6346 lbs.

Freestanding

Burke Basics

| | | | | | | |
|----------|----------------------------------|---|----|----|-------|-------|
| 560-2625 | MOVMNT INCLUSIVE, FREESTANDING | 1 | 2 | 2 | 328 | 328 |
| 560-2715 | EKO ULTIMATE | 1 | 18 | 18 | 505 | 505 |
| 570-2745 | ORB ROCKER | 1 | 8 | 8 | 540.9 | 540.9 |
| 580-0172 | 6' PVC TRADITIONAL BENCH W/BA... | 2 | 0 | 0 | 119 | 238 |
| 580-0176 | 6' PVC TRADITIONAL PICNIC TA... | 2 | 0 | 0 | 261 | 522 |
| 660-0101 | INSTALL KIT, BURKE BASICS - P... | 1 | 0 | 0 | 2 | 2 |

Total User Capacity: 28
Total Weight: 2136 lbs.

Playensemble

Nucleus

| | | | | | | |
|---------------|---------------------------------|---|---|---|-----|-----|
| 072-0500-108C | 5" OD X 108" CAPPED POST | 1 | 0 | 0 | 57 | 57 |
| 072-0500-128C | 5" OD X 128" CAPPED POST | 1 | 0 | 0 | 67 | 67 |
| 072-0500-72C | 5" OD X 72" CAPPED POST | 2 | 0 | 0 | 38 | 76 |
| 560-0055 | PLAYENSEMBLE CIRQUE DRUM V | 1 | 2 | 2 | 48 | 48 |
| 560-0056 | PLAYENSEMBLE CIRQUE DRUM IV | 1 | 1 | 1 | 32 | 32 |
| 560-0057 | PLAYENSEMBLE CIRQUE DRUM III | 1 | 1 | 1 | 25 | 25 |
| 560-0058 | PLAYENSEMBLE CIRQUE DRUM II | 1 | 1 | 1 | 19 | 19 |
| 560-0059 | PLAYENSEMBLE CIRQUE DRUM I | 1 | 1 | 1 | 17 | 17 |
| 570-0410 | PLAYENSEMBLE TITAN CHIMES | 1 | 2 | 2 | 121 | 121 |
| 570-0411 | PLAYENSEMBLE SUPINE CHIMES HUE | 1 | 2 | 2 | 93 | 93 |
| 570-0412 | PLAYENSEMBLE TERRA METALLOPHONE | 1 | 2 | 2 | 93 | 93 |
| 570-2732 | PLAYENSEMBLE BABEL DRUM | 1 | 1 | 1 | 14 | 14 |

Total User Capacity: 13
Total Weight: 662 lbs.

COLOR SELECTION LIST | Default Color Option

GROUP 1 (Freestanding)

Post: Green
Panel: Tan-Green-Tan
Plastic: Blue
Acc: Aqua
PSteel: Brown
Flat: Tan

GROUP 2 (5-12 Structure)

Deck: Brown
Post: Green
Flat: Tan
Acc: Aqua
Panel: Tan-Green-Tan
Plastic: Blue

GROUP 3 (Playensemble)

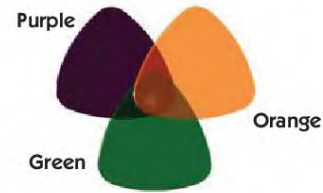
Flat: Tan
Acc: Aqua
Post: Green
Panel: Tan-Green-Tan

COLORS THAT MOVE YOU

POWDER COAT PAINT



SOLIS HUE TOPPERS



ROCKIT CLIMBERS



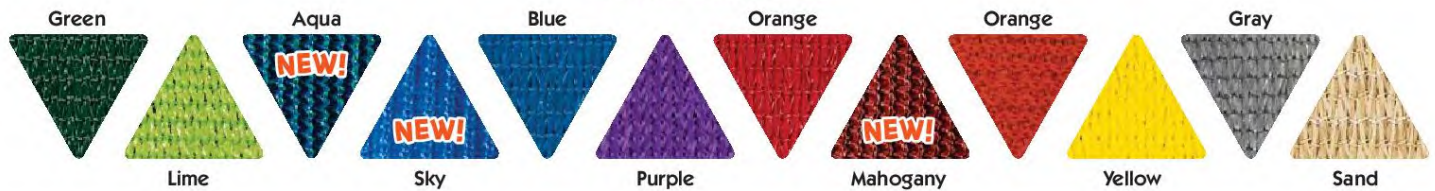
PLATFORMS



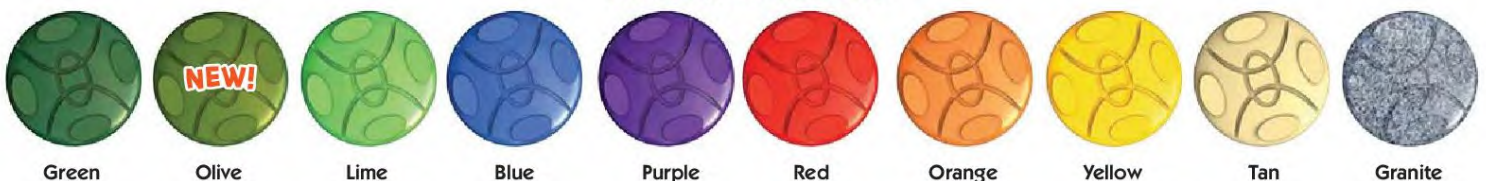
HDPE PLASTIC PANELS



SHADE CANOPIES



ROTOMOLD PLASTIC



VISIT BCIBURKE.COM/COLOR TO CUSTOMIZE YOUR PLAYGROUND COLORS!

BURKE GENERATIONS WARRANTY®

The Longest and Strongest warranty in the industry

BCI Burke Company, LLC ("Burke") warrants that all standard products are warranted to be free from defects in materials and workmanship, under normal use and service, for a period of one (1) year from the date of shipment.

We stand behind our products. In addition, the following products are warranted, under normal use and service from the date of shipment as follows:

- One Hundred (100) Year Limited Warranty on aluminum and steel upright posts (including Intensity®, Synergy™, Nucleus®, Voltage®, Little Buddies®, ELEVATE®, ACTIVATE®, INVIGORATE™) against structural failure due to corrosion, deterioration or workmanship.
- One Hundred (100) Year Limited Warranty on KoreKonnecT® clamps against structural failure due to corrosion, deterioration or workmanship.
- One Hundred (100) Year Limited Warranty on Hardware (nuts, bolts, washers)
- One Hundred (100) Year Limited Warranty on bolt-through fastening and clamp systems (Synergy™, Intensity®, Nucleus®, Voltage®, Little Buddies®, ELEVATE®).
- Twenty-Five (25) Year Limited Warranty on spring assemblies and aluminum cast animals.
- Fifteen (15) Year Limited Warranty on structure platforms and decks, metal roofs, table tops, bench tops, railings and barriers against structural failure due to materials or workmanship.
- Fifteen (15) Year Limited Warranty on all plastic components including StoneBorders against structural failure due to materials or workmanship.
- Ten (10) Year Limited Warranty on ShadePlay Canopies fabric, threads, and cables against degradation, cracking or material breakdown resulting from ultra-violet exposure, natural deterioration or manufacturing defects. This warranty is limited to the design loads as stated in the specifications.
- Ten (10) Year Limited Warranty on NaturePlay® Boulders and GFRC products against structural failure due to natural deterioration or workmanship. Natural wear, which may occur with any concrete product with age, is excluded from this warranty.
- Ten (10) Year Limited Warranty on Full Color Custom Signage against manufacturing defects that cause delamination or degradation of the sign. Full Color Custom Signs also carry a two (2) year warranty against premature fading of the print and graphics on the signs.
- Five (5) Year Limited Warranty on Intensity® and RopeVenture® cables and LEVEL X® flex bridge against premature wear due to natural deterioration or manufacturing defects. Determination of premature wear will be at the manufacturer's discretion.
- Five (5) Year Limited Warranty on moving parts, including swing components, against structural failure due to materials or workmanship.
- Five (5) Year Limited Warranty on PlayEnsemble® cables and mallets against defects in materials and workmanship.
- Three (3) Year Limited Warranty on electronic panel speakers, sound chips and circuit boards against electronic failure caused by manufacturing defects.

The warranty stated above is valid only if the equipment is erected in conformity with the layout plan and/or installation instructions furnished by BCI Burke Company, LLC using approved parts; have been maintained and inspected in accordance with BCI Burke Company, LLC instructions. Burke's liability and your exclusive remedy hereunder will be limited to repair or replacement of those parts found in Burke's reasonable judgment to be defective. Any claim made within the above stated warranty periods must be made promptly after discovery of the defect. A part is covered only for the original warranty period of the applicable part. Replacement parts carry the applicable warranty from the date of shipment of the replacement from Burke. After the expiration of the warranty period, you must pay for all parts, transportation and service charges.

Burke reserves the right to accept or reject any claim in whole or in part. Burke will not accept the return of any product without its prior written approval. Burke will assume transportation charges for shipment of the returned product if it is returned in strict compliance with Burke's written instructions.

THE FOREGOING WARRANTIES ARE EXCLUSIVE AND IN LIEU OF ANY OTHER WARRANTY, EXPRESS OR IMPLIED, INCLUDING BUT NOT LIMITED TO ANY IMPLIED WARRANTY OR MERCHANTABILITY OR FITNESS FOR A PARTICULAR PURPOSE. IF THE FOREGOING DISCLAIMER OF ADDITIONAL WARRANTIES IS NOT GIVEN FULL FORCE AND EFFECT, ANY RESULTING ADDITIONAL WARRANTY SHALL BE LIMITED IN DURATION TO THE EXPRESS WARRANTIES AND BE OTHERWISE SUBJECT TO AND LIMITED BY THE TERMS OF BURKE'S PRODUCT WARRANTY. SOME STATES DO NOT ALLOW THE EXCLUSION OF CERTAIN IMPLIED WARRANTIES, SO THE ABOVE LIMITATION MAY NOT APPLY TO YOU.

Warranty Exclusions: The above stated warranties do not cover: "cosmetic" defects, such as scratches, dents, marring, or fading; damage due to incorrect installation, vandalism, misuse, accident, wear and tear from normal use, exposure to extreme weather; immersion in salt or chlorine water, unauthorized repair or modification, abnormal use, lack of maintenance, or other cause not within Burke's control; and

Limitation of Remedies: Burke is not liable for consequential or incidental damages, including but not limited to labor costs or lost profits resulting from the use of or inability to use the products or from the products being incorporated in or becoming a component of any other product. If, after a reasonable number of repeated efforts, Burke is unable to repair or replace a defective or nonconforming product, Burke shall have the option to accept return of the product, or part thereof, if such does not substantially impair its value, and return the purchase price as the buyer's entire and exclusive remedy. Without limiting the generality of the foregoing, Burke will not be responsible for labor costs involved in the removal of products or the installation of replacement products. Some states do not allow the exclusion of incidental damages, so the above exclusion may not apply to you.

The environment near a saltwater coast can be extremely corrosive. Some corrosion and/or deterioration is considered "normal wear" in this environment. Product installed within 500 yards of a saltwater shoreline will only be covered for half the period of the standard product warranty, up to a maximum of five years, for defects caused by corrosion. Products installed in direct contact with saltwater or that are subjected to salt spray are not covered by the standard warranty for any defects caused by corrosion.

Contact your local Burke Representative for warranty information regarding Burke Turf® and Burke Tile products.

Terms of Sale

Pricing: Prices published in this catalog are in USD, are approximate and do not include shipping & handling, surfacing, installation nor applicable taxes. All prices are subject to change without notice. Contact your Burke representative for current pricing. Payments are to be made in USD.

Weights: Weights are approximate and may vary with actual orders.

Installation: All equipment is shipped unassembled. For a list of factory-certified installers in your area, please contact your Burke representative.

Specifications: Product specifications in this catalog were correct at the time of publication. However, product improvements are ongoing at Burke, and we reserve the right to change or discontinue specifications without notice.

Loss or Damage in Transit: A signed bill of lading is our receipt from a carrier that our shipment to you was complete and in good condition upon arrival. Before you sign, please check the Bill of Lading carefully when the shipment arrives to make sure nothing is missing and there are no damages. Once the shipment leaves our plant, we are no longer responsible for any damage, loss or shortage.

For more information regarding the warranty, call Customer Service at 920-921-9220 or 1-800-356-2070.

01/2021

Buell Recreation LLC
 7327 SW Barnes Rd #601
 Portland, OR 97225
 +1 5039221650
 admin@buellrecreation.com



Quote

| ADDRESS |
|--|
| Rockaway Beach City 276 S Hwy 101 Rockaway Beach, OR 97136 |

| SHIP TO |
|--|
| Rockaway Beach Park 220 S Anchor Street Rockaway Beach, OR 97136 |

| QUOTE # | DATE | EXPIRATION DATE |
|-----------|------------|-----------------|
| R23-0161C | 08/09/2023 | 09/09/2023 |

SALES REP
 Kati

PROJECT
 Option C

| ACTIVITY | QTY | RATE | AMOUNT |
|---|-----|------------|------------|
| Play Structure BCI Burke Structure per proposal #907-172351-1 | 1 | 149,626.00 | 149,626.00 |
| Sourcewell Discount Sourcewell Contract Discount per Contract #010521-BUR | 1 | -14,962.60 | -14,962.60 |
| Freight Shipping -does not include off loading Forklift generally required for offloading | 1 | 9,275.00 | 9,275.00 |
| Materials Only This quote is for materials only and does not include installation or unloading of product. | 1 | 0.00 | 0.00 |
| Buell Billing Please make payment to Buell Recreation and email to rachel@buellrecreation.com | 1 | 0.00 | 0.00 |
| Sourcewell Contract Sourcewell Publicly Solicited Contract #: 010521-BUR Rockaway Beach ID# 129063 https://www.sourcewell-mn.gov/ | 1 | 0.00 | 0.00 |
| Lead Time Lead Time is approx. 13-14 weeks from receipt of your completed order and payment (if required). Lead times can fluctuate so please inquire upon time of ordering. We are making every effort to increase our capacity and improve our lead times. | 1 | 0.00 | 0.00 |

PLACING AN ORDER: Upon ordering please review and return this signed quote with a copy of your purchase order and tax exempt certificate, if applicable. Please mark any changes on the quote such as billing/shipping address, drivers contact and color selection. IF INSTALLATION IS INCLUDED: This quote does not include Prevailing Wages, Davis Bacon Wages or Performance Bonds unless noted. Owner is responsible for site preparation unless otherwise noted.

TOTAL

\$143,938.40

Accepted By

Accepted Date





